

Trasformabili del vivere contemporaneo

CONTEM PORARY LIVING

Il living contemporaneo come spazio di condivisione si diffonde tra coloro che apprezzano soluzioni d'arredo ragionate, semplici e funzionali senza rinunciare al comfort. Dai classici ai divani audaci: questa collezione può contribuire a creare un'atmosfera moderna e sofisticata in ogni stanza.

The contemporary living as a sharing space is popular among those who appreciate thoughtful, simple and functional furnishing solutions without sacrificing comfort. From classics to bold sofas: this collection can help create a modern, sophisticated feeling in any room.

● LIVING

● NIGHT&DAY

● NIGHT

VILLAS

H14



P. 4

LOFT

H14



P. 18

KAVE

H17



P. 30

CALABRITTO

H12



P. 44

AZIMUTH

H14



P. 58

ATTICO

H12



P. 70

CHALET

H12



P. 84

STONE

H14



P. 98

ACTIVE

H17



P. 110

SUITE

H14



P. 124

POSILLIPO

H17



P. 138

COUNTRY

H14



P. 154

LIVING

H12



P. 166

APPEAL

H17



P. 178

ROOF

H14



P. 192

MERGELLINA

H17



P. 204

ONLY

H20



P. 218

MIDNIGHT

H14



P. 232

ECLIPSE

H14



P. 244

PARTENOPE

H17



P. 258

PEOPLE

H14

H17



P. 272

COROGLIO

H17

H20



P. 284

CARACCILO

H17

H20



P. 298

MARECHIARO

H12



P. 312

MARECHIARO
CLASSIC

H12



P. 326

SOUL 2.0

H14



P. 342

NIGHT



NIGHT&DAY



LIVING



VILLAS
SOFA BED





VILLAS SOFABED

SOFABEDS



DIVANO LETTO VILLAS

DIVANI LETTO

LIVING



VILLAS SOFABED

● SOFABEDS
● LIVING



DIVANO LETTO VILLAS

DIVANI LETTO

LIVING



VILLAS SOFABED

SOFA BEDS

● LIVING



DIVANO LETTO VILLAS



DIVANI LETTO

● LIVING

VILLAS SOFABED

SOFA BEDS

● LIVING



DIVANO LETTO VILLAS

DIVANI LETTO

LIVING



VILLAS SOFABED

● SOFABEDS

● LIVING

Divano Letto Villas 3P Big

Dimensioni: L 238cm x P 96cm x H 87cm

Materasso: Dynamic L 160cm x P 198cm x H 14cm

Rivestimento: Raito 0730 Oliva - Cat.Basic

DIVANO LETTO VILLAS

DIVANI LETTO

● LIVING

VILLAS

SOFA BED

Meccanismo Easysofa Daily: Meccanismo in tubolare d'acciaio verniciato con polveri epossidiche testato per oltre 2.000 cicli di apertura mediante rotazione dello schienale. Il passaggio della posizione divano alla posizione letto avviene senza rimozione degli elementi di tappezzeria. **Materasso Dynamic:** Materasso H 14 cm prodotto con schiume poliuretatiche indeformabili e di alta qualità. Proprietà traspiranti, anallergiche, antiacaro, antibatteriche. Lastra portante D 25 kg/m³. Rivestimento adatto per tutte le stagioni. **Piano seduta:** dotato di cinghie elastiche in pretensionamento. **Elementi strutturali:** realizzati in fibra di legno con masselli di abete e/o compensato in vari spessori, parti di tamponamento e fianchi in agglomerato di legno da 18 mm. **Imbottiture:** in poliuretano espanso indeformabile D30 e/o ovatta di poliestere 100% da 450gr rivestite in vellutino 100% poliestere. **Cuscino seduta:** in poliuretano espanso D25 rigido rivestito con doppia falda resinata da 200 gr. **Schienale:** in poliuretano espanso D18 morbido e/o stratificato con falda termolegata da 450 gr e rivestito in vellutino 100% poliestere. **Piede:** H 8cm in acciaio lucido.

Easysofa Daily opening system: Tubular steel structure painted with epoxy powders tested for over 2,000 opening cycles by rotating the backrest. The sofa turns into a bed without removing the upholstery elements. **Dynamic mattress:** 14 cm high mattress made with high quality non-deformable polyurethane foams. Breathable, hypoallergenic, anti-mite, antibacterial properties. Main polyurethane foam slab density D 25 kg/m³. Lining suitable for all seasons. **Seating:** equipped with electro-welded mesh and stretched elastic belts. **Structural elements:** made of wood fiber with solid fir and/or plywood in various thicknesses, infill parts and sides in 18 mm chipboard. **Padding:** D30 polyurethane foam and/or 450 gr polyester wadding covered with 100% polyester fiber velveteen. **Seat cushion:** D25 polyurethane foam covered with 200 gr polyester wadding double layer. **Back cushion:** D18 polyurethane foam covered with 450 gr polyester wadding layer and 100% polyester fiber velveteen shell. **Foot:** H 8cm polished steel.

TECHNICAL SPECIFICATIONS

Meccanismo
Daily

Materasso
H 14 cm

Rivestimento
Sfoderabile

Kit
Easy Up

OPTIONAL



VILLAS

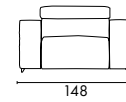
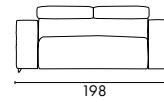
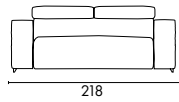
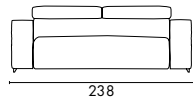
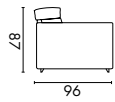
DIVANO LETTO

3 POSTI BIG
3 Big Seater

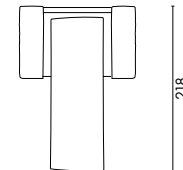
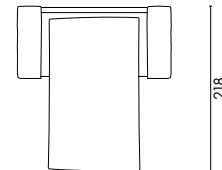
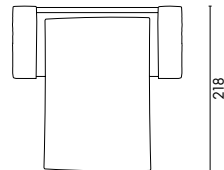

3 POSTI
3 Seater

2 POSTI
2 Seater

POLTRONA
Armchair



Piano Letto
Bed Size



Materasso/Mattress
cm **L160 x P198 x H14**
cm W160 x L198 x H14

Matrimoniale
Double Bed

Materasso/Mattress
cm **L140 x P198 x H14**
cm W140 x L198 x H14

Francese
French Bed

Materasso/Mattress
cm **L120 x P198 x H14**
cm W120 x L198 x H14

1 Piazza e 1/2
Small Double Bed

Materasso/Mattress
cm **L70 x P198 x H14**
cm W70 x L198 x H14

Singolo
Single Bed



LOFT

SOFA BED



Materasso
H 14 cm

PIERROT



LOFT SOFABED

SOFABEDS

● LIVING



DIVANO LETTO LOFT

Il divano letto Loft è
disponibile anche con
piedino spillo in acciaio
lucido o nero opaco.

*Loft sofa bed is
also available with
polished steel or matt
black pin foot.*

DIVANI LETTO

● LIVING



LOFT SOFABED

● SOFABEDS

● LIVING



DIVANO LETTO LOFT



DIVANI LETTO

LIVING

LOFT SOFABED

SOFA BEDS
LIVING

DIVANO LETTO LOFT

DIVANI LETTO

● LIVING



LOFT SOFABED

SOFABEDS

● LIVING



DIVANO LETTO LOFT

DIVANI LETTO

LIVING

Divano Letto Loft 3P

Dimensioni: L 212cm x P 110cm x H 100cm

Materasso: Dynamic L 140cm x P 198cm x H 14cm

Rivestimento: Seiano 0410 Ciliegia - Cat.Super

LOFT

SOFA BED

Meccanismo Easysofa Daily: Meccanismo in tubolare d'acciaio verniciato con polveri epossidiche testato per oltre 2.000 cicli di apertura mediante rotazione dello schienale. Il passaggio della posizione divano alla posizione letto avviene senza rimozione degli elementi di tappezzeria. **Materasso Dynamic:** Materasso H 14 cm prodotto con schiume poliuretatiche indeformabili e di alta qualità. Proprietà traspiranti, anallergiche, antiacaro, antibatteriche. Lastra portante D 25 kg/m³. Rivestimento adatto per tutte le stagioni. **Piano seduta:** dotato di cinghie elastiche in pretensionamento. **Elementi strutturali:** realizzati in fibra di legno con masselli di abete e/o compensato in vari spessori, parti di tamponamento e fianchi in agglomerato di legno da 18 mm. **Imbottiture:** in poliuretano espanso indeformabile D30 e/o ovatta di poliestere 100% da 450 gr rivestite in vellutino 100% poliestere. **Cuscino seduta:** in poliuretano espanso D25 rigido rivestito con falda resinata da 200 gr. **Schienale:** in poliuretano espanso D18 morbido e/o stratificato con falda termolegata da 450 gr e rivestito in vellutino 100% poliestere. **Piede:** di serie piramidale H 13 cm in legno col.noce.

Easysofa Daily opening system: Tubular steel structure painted with epoxy powders tested for over 2,000 opening cycles by rotating the backrest. The sofa turns into a bed without removing the upholstery elements. **Dynamic mattress:** 17 cm high mattress made with high quality non-deformable polyurethane foams. Breathable, hypoallergenic, anti-mite, antibacterial properties. Main polyurethane foam slab density D 25 kg/m³. Lining suitable for all seasons. **Seating:** equipped with electro-welded mesh and stretched elastic belts. **Structural elements:** made of wood fiber with solid fir and/or plywood in various thicknesses, infill parts and sides in 18 mm chipboard. **Padding:** D30 polyurethane foam and/or 450 gr polyester wadding covered with 100% polyester fiber velveteen. **Seat cushion:** D25 polyurethane foam covered with 200 gr polyester wadding layer. **Back cushion:** D18 polyurethane foam covered with 450 gr polyester wadding layer and 100% polyester fiber velveteen shell. **Foot:** walnut H 13cm.

TECHNICAL SPECIFICATIONS

Meccanismo
Daily

Materasso
H 14 cm

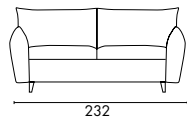
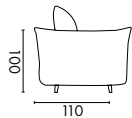
Rivestimento
Sfoderabile



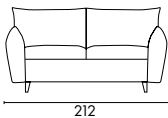
LOFT

DIVANO LETTO

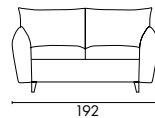
3 POSTI BIG
3 Big Seater



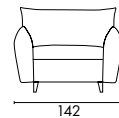
3 POSTI
3 Seater



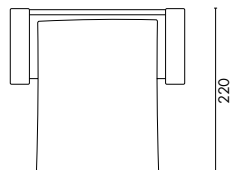
2 POSTI
2 Seater



POLTRONA
Armchair

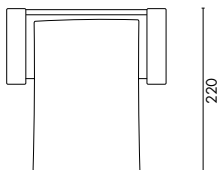


Piano Letto
Bed Size



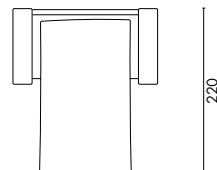
Materasso/Mattress
cm **L160 x P198 x H14**
cm W160 x L198 x H14

Matrimoniale
Double Bed



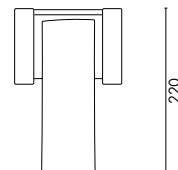
Materasso/Mattress
cm **L140 x P198 x H14**
cm W140 x L198 x H14

Francese
French Bed



Materasso/Mattress
cm **L120 x P198 x H14**
cm W120 x L198 x H14

1 Piazza e 1/2
Small Double Bed



Materasso/Mattress
cm **L70 x P198 x H14**
cm W70 x L198 x H14

Singolo
Single Bed

SCHEDA TECNICA



● LIVING

KAVE
SOFA BED



Materasso
H 17 cm



KAVE SOFABED

● SOFABEDS

● LIVING



DIVANO LETTO KAVE



DIVANI LETTO

● LIVING

KAVE SOFABED

SOFABEDS

● LIVING



DIVANO LETTO KAVE



DIVANI LETTO

LIVING



KAVE SOFABED

● SOFABEDS

● LIVING



DIVANO LETTO KAVE



DIVANO LETTO

● LIVING

KAVE SOFABED

SOFA BEDS

● LIVING



DIVANO LETTO KAVE

DIVANI LENTO

● LIVING

KAVE SOFABED

● SOFABEDS

● LIVING

Divano Letto Kave 3P

Dimensioni: L 222cm x P 100cm x H 83cm

Materasso: Dynamic L 140cm x P 198cm x H 17cm

Rivestimento: Varano 1070 Perla

DIVANO LETTO KAVE



DIVANI LETTO

● LIVING

KAVE

SOFA BED

Meccanismo Easysofa Daily: Meccanismo in tubolare d'acciaio verniciato con polveri epossidiche testato per oltre 2.000 cicli di apertura mediante rotazione dello schienale. Il passaggio della posizione divano alla posizione letto avviene senza rimozione degli elementi di tappezzeria. **Materasso Dynamic:** Materasso H 17 cm prodotto con schiume poliuretatiche indeformabili e di alta qualità. Proprietà traspiranti, anallergiche, antiacaro, antibatteriche. Lastra portante D 25 kg/m³. Rivestimento adatto per tutte le stagioni. **Piano seduta:** dotato di cinghie elastiche in pretensionamento. **Elementi strutturali:** realizzati in fibra di legno con masselli di abete e/o compensato in vari spessori, parti di tamponamento e fianchi in agglomerato di legno da 18 mm. **Imbottiture:** in poliuretano espanso indeformabile D30 e/o ovatta di poliestere 100% da 450 gr rivestite in vellutino 100% poliestere. **Cuscino seduta:** in poliuretano espanso D25 rigido rivestito con doppia falda resinata da 200 gr. **Schienale:** in poliuretano espanso D18 morbido e/o stratificato con falda termolegata da 450 gr e rivestito in vellutino 100% poliestere. **Piede:** cilindrico H 2cm in ABS col.nero.

Easysofa Daily opening system: Tubular steel structure painted with epoxy powders tested for over 2,000 opening cycles by rotating the backrest. The sofa turns into a bed without removing the upholstery elements. **Dynamic mattress:** 17 cm high mattress made with high quality non-deformable polyurethane foams. Breathable, hypoallergenic, anti-mite, antibacterial properties. Main polyurethane foam slab density D 25 kg/m³. Lining suitable for all seasons. **Seating:** equipped with electro-welded mesh and stretched elastic belts. **Structural elements:** made of wood fiber with solid fir and/or plywood in various thicknesses, infill parts and sides in 18 mm chipboard. **Padding:** D30 polyurethane foam and/or 450 gr polyester wadding covered with 100% polyester fiber velveteen. **Seat cushion:** D25 polyurethane foam covered with 200 gr polyester wadding double layer. **Back cushion:** D18 polyurethane foam covered with 450 gr polyester wadding layer and 100% polyester fiber velveteen shell. **Foot:** cylindrical H 2cm black ABS.

TECHNICAL SPECIFICATIONS

Meccanismo
Daily

Materasso
H 17 cm

Rivestimento
Sfoderabile

Kit
Easy Up

OPTIONAL



KAVE

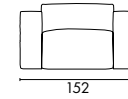
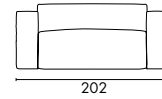
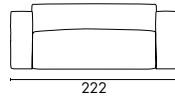
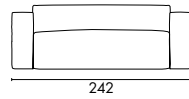
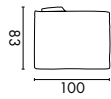
DIVANO LETTO

3 POSTI BIG
3 Big Seater

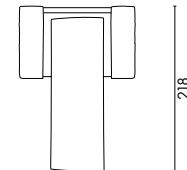
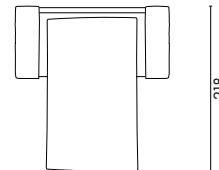


3 POSTI
3 Seater

2 POSTI
2 Seater

POLTRONA
Armchair



Piano Letto
Bed Size



Materasso/Mattress
cm **L160 x P198 x H17**
cm W160 x L198 x H17

Matrimoniale
Double Bed

Materasso/Mattress
cm **L140 x P198 x H17**
cm W140 x L198 x H17

Francese
French Bed

Materasso/Mattress
cm **L120 x P198 x H17**
cm W120 x L198 x H17

1 Piazza e 1/2
Small Double Bed

Materasso/Mattress
cm **L70 x P198 x H17**
cm W70 x L198 x H17

Singolo
Single Bed

SCHEDA TECNICA



● LIVING

CALABRITTO

SOFA BED





CALABRITTO SOFABED

SOFA BEDS

● LIVING



DIVANO LETTO CALABRITTO



DIVANI LETTO

● LIVING

CALABRITTO SOFABED

SOFA BEDS

● LIVING



DIVANO LETTO CALABRITTO

Il divano letto Calabritto
è disponibile anche
con piedino spillo in
acciaio lucido o piedino
piramidale in legno
colore noce.

*Calabritto sofa bed
is also available with
polished steel pin
foot or walnut-wood
pyramidal foot.*

DIVANI LETTO

● LIVING



CALABRITTO SOFABED



DIVANO LETTO CALABRITTO

DIVANILETTO

● LIVING

Divano Letto Calabritto 3P

Dimensioni: L 190cm x P 98cm x H 96cm

Materasso: Dynamic L 140cm x P 195cm x H 12cm

Rivestimento: Seiano 0290 Rame - Cat.Super

CALABRITTO SOFABED

SOFA BEDS

● LIVING



DIVANO LETTO CALABRITTO



DIVANI LETTO

● LIVING

CALABRITTO SOFABED

● LIVING

DIVANO LETTO CALABRITTO

DIVANI LETTO

● LIVING



CALABRITTO

SOFA BED

Meccanismo Easysofa Daily: Meccanismo in tubolare d'acciaio verniciato con polveri epossidiche testato per oltre 2.000 cicli di apertura mediante rotazione dello schienale. Il passaggio della posizione divano alla posizione letto avviene senza rimozione degli elementi di tappezzeria. **Materasso Dynamic:** Materasso H 12 cm prodotto con schiume poliuretaniche indeformabili e di alta qualità. Proprietà traspiranti, anallergiche, antiacaro, antibatteriche. Lastra portante D 25 kg/m³. Rivestimento adatto per tutte le stagioni. **Piano seduta:** dotato di cinghie elastiche in pretensionamento. **Elementi strutturali:** realizzati in fibra di legno con masselli di abete e/o compensato in vari spessori, parti di tamponamento e fianchi in agglomerato di legno da 18 mm. **Imbottiture:** in poliuretano espanso indeformabile D30 e/o ovatta di poliestere 100% da 200gr rivestite in vellutino 100% poliestere. **Cuscino seduta:** in poliuretano espanso D25 rigido rivestito con falda resinata da 200 gr. **Cuscino schienale:** in poliuretano espanso D18 morbido e/o stratificato con doppia falda termolegata da 200 gr e rivestito in vellutino 100% poliestere. **Piede:** di serie spillo H 13cm in acciaio col.nero/cromo.

Easysofa Daily opening system: Tubular steel structure painted with epoxy powders tested for over 2,000 opening cycles by rotating the backrest. The sofa turns into a bed without removing the upholstery elements. **Dynamic mattress:** 12 cm high mattress made with high quality non-deformable polyurethane foams. Breathable, hypoallergenic, anti-mite, antibacterial properties. Main polyurethane foam slab density D 25 kg/m³. Lining suitable for all seasons. **Seating:** equipped with electro-welded mesh and stretched elastic belts. **Structural elements:** made of wood fiber with solid fir and/or plywood in various thicknesses, infill parts and sides in 18 mm chipboard. **Padding:** D30 polyurethane foam and/or 200 gr polyester wadding covered with 100% polyester fiber velveteen. **Seat cushion:** D25 polyurethane foam covered with 200 gr polyester wadding layer. **Back cushion:** D18 polyurethane foam covered with 200 gr polyester wadding double layer and 100% polyester fiber velveteen shell. **Foot:** black/polished iron H 13cm .

TECHNICAL SPECIFICATIONS

Meccanismo
Daily

Materasso
H 12 cm

Rivestimento
Sfoderabile



CALABRITTO

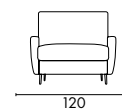
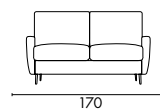
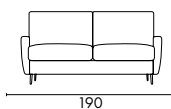
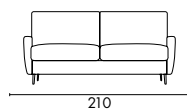
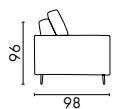
DIVANO LETTO

3 POSTI BIG
3 Big Seater

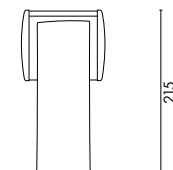

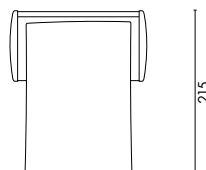
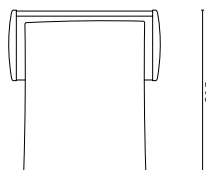
3 POSTI
3 Seater

2 POSTI
2 Seater

POLTRONA
Armchair



Piano Letto
Bed Size



Materasso/Mattress
cm **L160 x P195 x H12**
cm W160 x L195 x H12

Matrimoniale
Double Bed

Materasso/Mattress
cm **L140 x P195 x H12**
cm W140 x L195 x H12

Francese
French Bed

Materasso/Mattress
cm **L120 x P195 x H12**
cm W120 x L195 x H12

1 Piazza e 1/2
Small Double Bed

Materasso/Mattress
cm **L70 x P195 x H12**
cm W70 x L195 x H12

Singolo
Single Bed

SCHEDA TECNICA



● LIVING

AZIMUTH

SOFA BED

Materasso
H 14 cm





AZIMUTH SOFABED

SOFA BEDS

● LIVING



DIVANO LETTO AZIMUTH



DIVANI/LETTO

● LIVING

AZIMUTH SOFABED

● SOFABEDS

● LIVING



DIVANO LETTO AZIMUTH

DIVANI LETTO

● LIVING



AZIMUTH SOFABED

SOFA BEDS



DIVANO LETTO AZIMUTH



DIVANI LETTO

● LIVING

AZIMUTH SOFABED

SOFABEDS

LIVING

Divano Letto Azimuth 3P Big

Dimensioni: L 244cm x P 104cm x H 83cm

Materasso: Dynamic L 160cm x P 198cm x H 14cm

Rivestimento: Massa 0150 Roccia - Cat.Extra

DIVANO LETTO AZIMUTH



DIVANI LETTO

● LIVING

AZIMUTH

SOFA BED

Meccanismo Easysofa Daily: Meccanismo in tubolare d'acciaio verniciato con polveri epossidiche testato per oltre 2.000 cicli di apertura mediante rotazione dello schienale. Il passaggio della posizione divano alla posizione letto avviene senza rimozione degli elementi di tappezzeria. **Materasso Dynamic:** Materasso H 14 cm prodotto con schiume poliuretatiche indeformabili e di alta qualità. Proprietà traspiranti, anallergiche, antiacaro, antibatteriche. Lastra portante D 25 kg/m³. Rivestimento adatto per tutte le stagioni. **Piano seduta:** dotato di cinghie elastiche in pretensionamento. **Elementi strutturali:** realizzati in fibra di legno con masselli di abete e/o compensato in vari spessori, parti di tamponamento e fianchi in agglomerato di legno da 18 mm. **Imbottiture:** in poliuretano espanso indeformabile D30 e/o ovatta di poliestere 100% da 450 gr rivestite in vellutino 100% poliestere. **Cuscino seduta:** in poliuretano espanso D25 rigido rivestito con falda resinata da 450 gr. **Schienale:** in poliuretano espanso D18 morbido e/o stratificato con falda termolegata da 450 gr e rivestito in vellutino 100% poliestere. **Piede:** cilindrico H 2cm in ABS col.nero.

Easysofa Daily opening system: Tubular steel structure painted with epoxy powders tested for over 2,000 opening cycles by rotating the backrest. The sofa turns into a bed without removing the upholstery elements. **Dynamic mattress:** 14 cm high mattress made with high quality non-deformable polyurethane foams. Breathable, hypoallergenic, anti-mite, antibacterial properties. Main polyurethane foam slab density D 25 kg/m³. Lining suitable for all seasons. **Seating:** equipped with electro-welded mesh and stretched elastic belts. **Structural elements:** made of wood fiber with solid fir and/or plywood in various thicknesses, infill parts and sides in 18 mm chipboard. **Padding:** D30 polyurethane foam and/or 450 gr polyester wadding covered with 100% polyester fiber velveteen. **Seat cushion:** D25 polyurethane foam covered with 450 gr polyester wadding layer. **Back cushion:** D18 polyurethane foam covered with 450 gr polyester wadding layer and 100% polyester fiber velveteen shell. **Foot:** cylindrical H 2cm black ABS.

TECHNICAL SPECIFICATIONS

Meccanismo
Daily

Materasso
H 14 cm

Rivestimento
Sfoderabile

Kit
Easy Up

OPTIONAL



AZIMUTH

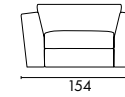
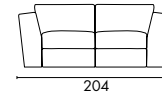
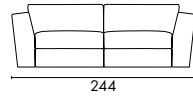
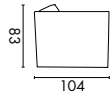
DIVANO LETTO

3 POSTI BIG
3 Big Seater

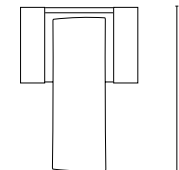
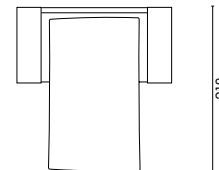
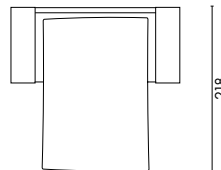

3 POSTI
3 Seater

2 POSTI
2 Seater

POLTRONA
Armchair



Piano Letto
Bed Size



Materasso/Mattress
cm **L160 x P198 x H14**
cm W160 x L198 x H14

Matrimoniale
Double Bed

Materasso/Mattress
cm **L140 x P198 x H14**
cm W140 x L198 x H14

Francese
French Bed

Materasso/Mattress
cm **L120 x P198 x H14**
cm W120 x L198 x H14

1 Piazza e 1/2
Small Double Bed

Materasso/Mattress
cm **L70 x P198 x H14**
cm W70 x L198 x H14

Singolo
Single Bed

SCHEDA TECNICA



● LIVING

ATTICO

SOFA BED




Materasso
H 12 cm



ATTICO SOFABED

● SOFABEDS

● LIVING



DIVANO LETTO ATTICO



DIVANI LETTO

● LIVING

ATTICO SOFABED

● SOFABEDS

● LIVING

DIVANO LETTO ATTICO



DIVANI LETTO

● LIVING

ATTICO SOFABED

SOFABEDS

● LIVING



DIVANO LETTO ATTICO

DIVANI LETTO

● LIVING



ATTICO SOFABED



DIVANO LETTO ATTICO

DIVANI LETTO

● LIVING



ATTICO SOFABED

● SOFABEDS

● LIVING



DIVANO LETTO ATTICO



DIVANETTO

LIVING

Divano Letto Attico 3P Big

Dimensioni: L 230cm x P 96cm x H 83cm

Materasso: Dynamic L 160cm x P 195cm x H 12cm

Rivestimento: Raito 0160 Terra - Cat.Basic

ATTICO

SOFA BED

Meccanismo Easysofa Daily: Meccanismo in tubolare d'acciaio verniciato con polveri epossidiche testato per oltre 2.000 cicli di apertura mediante rotazione dello schienale. Il passaggio della posizione divano alla posizione letto avviene senza rimozione degli elementi di tappezzeria. **Materasso Dynamic:** Materasso H 12 cm prodotto con schiume poliuretaniche indeformabili e di alta qualità. Proprietà traspiranti, anallergiche, antiacaro, antibatteriche. Lastra portante D 25 kg/m³. Rivestimento adatto per tutte le stagioni. **Piano seduta:** dotato di cinghie elastiche in pretensionamento. **Elementi strutturali:** realizzati in fibra di legno con masselli di abete e/o compensato in vari spessori, parti di tamponamento e fianchi in agglomerato di legno da 18 mm. **Imbottiture:** in poliuretano espanso indeformabile D30 e/o ovatta di poliestere 100% da 450 gr rivestite in vellutino 100% poliestere. **Cuscino seduta:** in poliuretano espanso D25 rigido rivestito con falda resinata da 450 gr. **Schienale:** in poliuretano espanso D18 morbido e/o stratificato con falda termolegata da 450 gr e rivestito in vellutino 100% poliestere. **Piede:** H 13cm in acciaio lucido.

Easysofa Daily opening system: Tubular steel structure painted with epoxy powders tested for over 2,000 opening cycles by rotating the backrest. The sofa turns into a bed without removing the upholstery elements. **Dynamic mattress:** 12 cm high mattress made with high quality non-deformable polyurethane foams. Breathable, hypoallergenic, anti-mite, antibacterial properties. Main polyurethane foam slab density D 25 kg/m³. Lining suitable for all seasons. **Seating:** equipped with electro-welded mesh and stretched elastic belts. **Structural elements:** made of wood fiber with solid fir and/or plywood in various thicknesses, infill parts and sides in 18 mm chipboard. **Padding:** D30 polyurethane foam and/or 450 gr polyester wadding covered with 100% polyester fiber velveteen. **Seat cushion:** D25 polyurethane foam covered with 450 gr polyester wadding layer. **Back cushion:** D18 polyurethane foam covered with 450 gr polyester wadding layer and 100% polyester fiber velveteen shell. **Foot:** polished iron H 13cm.

TECHNICAL SPECIFICATIONS

Meccanismo
Daily

Materasso
H 12 cm

Rivestimento
Sfoderabile

ATTICO

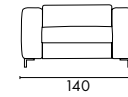
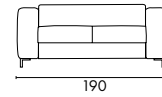
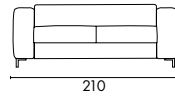
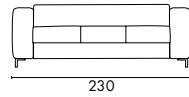
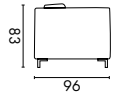
DIVANO LETTO

3 POSTI BIG
3 Big Seater

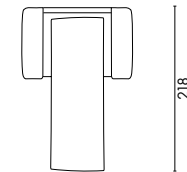
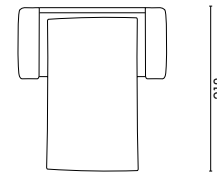
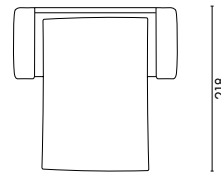
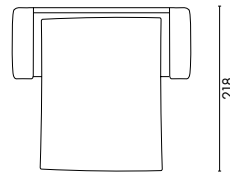
3 POSTI
3 Seater

2 POSTI
2 Seater

POLTRONA
Armchair



Piano Letto
Bed Size



Materasso/Mattress
cm **L160 x P195 x H12**
cm W160 x L195 x H12

Matrimoniale
Double Bed

Materasso/Mattress
cm **L140 x P195 x H12**
cm W140 x L195 x H12

Francese
French Bed

Materasso/Mattress
cm **L120 x P195 x H12**
cm W120 x L195 x H12

1 Piazza e 1/2
Small Double Bed

Materasso/Mattress
cm **L70 x P195 x H12**
cm W70 x L195 x H12

Singolo
Single Bed




SCHEDA TECNICA

● LIVING

CHALET

SOFA BED

Materasso
H 12 cm





CHALET SOFABED

SOFABEDS

● LIVING



DIVANO LETTO CHALET



DIVANI LETTO

● LIVING

CHALET SOFABED

● SOFABEDS

● LIVING



DIVANO LETTO CHALET

DIVANI LETTO

● LIVING



CHALET SOFABED

SOFABEDS

● LIVING



DIVANO LETTO CHALET

DIVANI LETTO

● LIVING



CHALET SOFABED

SOFA BEDS

● LIVING



DIVANO LETTO CHALET

DIVANI LETTO

● LIVING



CHALET SOFABED

SOFABEDS

● LIVING



DIVANO LETTO CHALET

DIVANI LETTO

● LIVING

Divano Letto Chalet 3P Big

Dimensioni: L 224cm x P 104cm x H 95cm

Materasso: Dynamic L 160cm x P 195cm x H 12cm

Rivestimento: Positano 0010 Bianco - Cat.Extra

CHALET

SOFA BED

Meccanismo Easysofa Daily: Meccanismo in tubolare d'acciaio verniciato con polveri epossidiche testato per oltre 2.000 cicli di apertura mediante rotazione dello schienale. Il passaggio della posizione divano alla posizione letto avviene senza rimozione degli elementi di tappezzeria. **Materasso Dynamic:** Materasso H 12 cm prodotto con schiume poliuretaniche indeformabili e di alta qualità. Proprietà traspiranti, anallergiche, antiacaro, antibatteriche. Lastra portante D 25 kg/m³. Rivestimento adatto per tutte le stagioni. **Piano seduta:** dotato di cinghie elastiche in pretensionamento. **Elementi strutturali:** realizzati in fibra di legno con masselli di abete e/o compensato in vari spessori, parti di tamponamento e fianchi in agglomerato di legno da 18 mm. **Imbottiture:** in poliuretano espanso indeformabile D30 e/o ovatta di poliestere 100% da 200gr rivestite in vellutino 100% poliestere. **Cuscino seduta:** in poliuretano espanso D25 rigido rivestito con falda resinata da 450 gr. **Cuscino schienale:** in poliuretano espanso D18 morbido e/o stratificato con falda termolegata da 450 gr e rivestito in vellutino 100% poliestere. **Piede:** H 5cm in legno col.noce.

Easysofa Daily opening system: Tubular steel structure painted with epoxy powders tested for over 2,000 opening cycles by rotating the backrest. The sofa turns into a bed without removing the upholstery elements. **Dynamic mattress:** 12 cm high mattress made with high quality non-deformable polyurethane foams. Breathable, hypoallergenic, anti-mite, antibacterial properties. Main polyurethane foam slab density D 25 kg/m³. Lining suitable for all seasons. **Seating:** equipped with electro-welded mesh and stretched elastic belts. **Structural elements:** made of wood fiber with solid fir and/or plywood in various thicknesses, infill parts and sides in 18 mm chipboard. **Padding:** D30 polyurethane foam and/or 200 gr polyester wadding covered with 100% polyester fiber velveteen. **Seat cushion:** D25 polyurethane foam covered with 450 gr polyester wadding layer. **Back cushion:** D18 polyurethane foam covered with 450 gr polyester wadding layer and 100% polyester fiber velveteen shell. **Foot:** walnut H 5cm.

TECHNICAL SPECIFICATIONS

Meccanismo
Daily

Materasso
H 12 cm

Rivestimento
Sfoderabile

Kit
Easy Up

OPTIONAL



CHALET

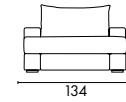
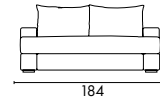
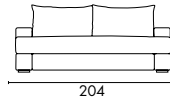
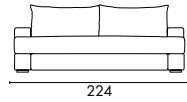
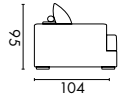
DIVANO LETTO

3 POSTI BIG
3 Big Seater

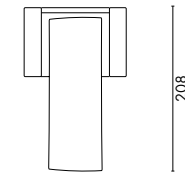
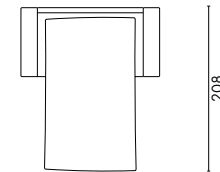
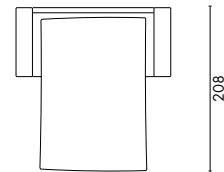
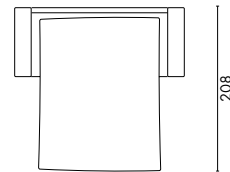
3 POSTI
3 Seater

2 POSTI
2 Seater

POLTRONA
Armchair



Piano Letto
Bed Size



Materasso/Mattress
cm **L160 x P195 x H12**
cm W160 x L195 x H12

Matrimoniale
Double Bed

Materasso/Mattress
cm **L140 x P195 x H12**
cm W140 x L195 x H12

Francese
French Bed

Materasso/Mattress
cm **L120 x P195 x H12**
cm W120 x L195 x H12

1 Piazza e 1/2
Small Double Bed

Materasso/Mattress
cm **L70 x P195 x H12**
cm W70 x L195 x H12

Singolo
Single Bed



SCHEDA TECNICA

STONE
SOFA BED



Materasso
H 14 cm



STONE SOFABED

SOFA BEDS

LIVING



DIVANO LETTO STONE

DIVANI LETTO

● LIVING



STONE SOFABED

● SOFABEDS

● LIVING



DIVANO LETTO STONE

DIVANI LETTO

● LIVING



STONE SOFABED

SOFA BEDS

● LIVING



DIVANO LETTO STONE

DIVANI LETTO

● LIVING



STONE SOFABED

SOFA BEDS

● LIVING



DIVANO LETTO STONE

DIVANI LETTO

● LIVING

Divano Letto Stone 3P Big

Dimensioni: L 210cm x P 104cm x H 87cm

Materasso: Dynamic L 160cm x P 198cm x H 14cm

Rivestimento: Raito 0930 Avio - Cat.Basic

STONE

SOFA BED

Meccanismo Easysofa Daily: Meccanismo in tubolare d'acciaio verniciato con polveri epossidiche testato per oltre 2.000 cicli di apertura mediante rotazione dello schienale. Il passaggio della posizione divano alla posizione letto avviene senza rimozione degli elementi di tappezzeria. **Materasso Dynamic:** Materasso H 14 cm prodotto con schiume poliuretatiche indeformabili e di alta qualità. Proprietà traspiranti, anallergiche, antiacaro, antibatteriche. Lastra portante D 25 kg/m³. Rivestimento adatto per tutte le stagioni. **Piano seduta:** dotato di cinghie elastiche in pretensionamento. **Elementi strutturali:** realizzati in fibra di legno con masselli di abete e/o compensato in vari spessori, parti di tamponamento e fianchi in agglomerato di legno da 18 mm. **Imbottiture:** in poliuretano espanso indeformabile D30 e/o ovatta di poliestere 100% da 200gr rivestite in vellutino 100% poliestere. **Cuscino seduta:** in poliuretano espanso D25 rigido rivestito con falda resinata da 200 gr. **Schienale:** in poliuretano espanso D18 morbido e/o stratificato con falda termolegata da 450 gr e rivestito in vellutino 100% poliestere. **Piede:** cilindrico H 8cm (ABS col.nero/cromo - Legno col.naturale/noce).

Easysofa Daily opening system: Tubular steel structure painted with epoxy powders tested for over 2,000 opening cycles by rotating the backrest. The sofa turns into a bed without removing the upholstery elements. **Dynamic mattress:** 14 cm high mattress made with high quality non-deformable polyurethane foams. Breathable, hypoallergenic, anti-mite, antibacterial properties. Main polyurethane foam slab density D 25 kg/m³. Lining suitable for all seasons. **Seating:** equipped with electro-welded mesh and stretched elastic belts. **Structural elements:** made of wood fiber with solid fir and/or plywood in various thicknesses, infill parts and sides in 18 mm chipboard. **Padding:** D30 polyurethane foam and/or 200 gr polyester wadding covered with 100% polyester fiber velveteen. **Seat cushion:** D25 polyurethane foam covered with 200 gr polyester wadding layer. **Back cushion:** D18 polyurethane foam covered with 450 gr polyester wadding layer and 100% polyester fiber velveteen shell. **Foot:** cylindrical H 8cm (ABS col.black/polished - Wood col.natural/walnut).

TECHNICAL SPECIFICATIONS

Meccanismo
Daily

Materasso
H 14 cm

Rivestimento
Sfoderabile

Kit
Easy Up

OPTIONAL



STONE

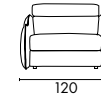
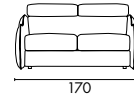
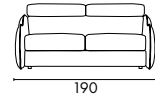
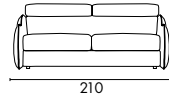
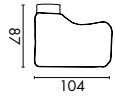
DIVANO LETTO

3 POSTI BIG
3 Big Seater

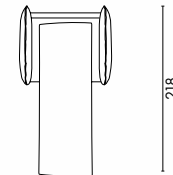
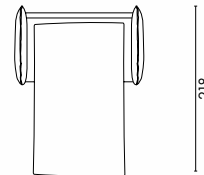
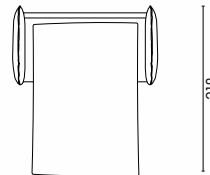
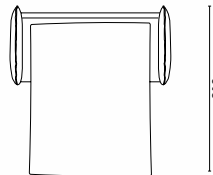
3 POSTI
3 Seater

2 POSTI
2 Seater

POLTRONA
Armchair



Piano Letto
Bed Size



Materasso/Mattress
cm **L160 x P198 x H14**
cm W160 x L198 x H14

Matrimoniale
Double Bed

Materasso/Mattress
cm **L140 x P198 x H14**
cm W140 x L198 x H14

Francese
French Bed

Materasso/Mattress
cm **L120 x P198 x H14**
cm W120 x L198 x H14

1 Piazza e 1/2
Small Double Bed

Materasso/Mattress
cm **L70 x P198 x H14**
cm W70 x L198 x H14

Singolo
Single Bed

SCHEDA TECNICA



ACTIVE
SOFA BED



Materasso
H 17 cm



ACTIVE SOFABED

SOFA BEDS

● LIVING



DIVANO LETTO ACTIVE



DIVANILETTO

LIVING

ACTIVE SOFABED

SOFA BEDS

● LIVING



DIVANO LETTO ACTIVE



DIVANI LETTO

● LIVING

ACTIVE SOFABED

SOFA BEDS

● LIVING



DIVANO LETTO ACTIVE

DIVANI LETTO

● LIVING



ACTIVE SOFABED

SOFABEDS

● LIVING



DIVANO LETTO ACTIVE

DIVANI LETTO

● LIVING



ACTIVE SOFABED

● SOFABEDS

● LIVING



DIVANO LETTO ACTIVE

DIVANI LETTO

LIVING

Divano Letto Active 3P

Dimensioni: L 206cm x P 102cm x H 96cm

Materasso: Dynamic L 140cm x P 198cm x H 17cm

Rivestimento: Ravello 0260 Senape - Cat.Extra

ACTIVE

SOFA BED

Meccanismo Easysofa Daily: Meccanismo in tubolare d'acciaio verniciato con polveri epossidiche testato per oltre 2.000 cicli di apertura mediante rotazione dello schienale. Il passaggio della posizione divano alla posizione letto avviene senza rimozione degli elementi di tappezzeria. **Materasso Dynamic:** Materasso H 17 cm prodotto con schiume poliuretaniche indeformabili e di alta qualità. Proprietà traspiranti, anallergiche, antiacaro, antibatteriche. Lastra portante D 25 kg/m³. Rivestimento adatto per tutte le stagioni. **Piano seduta:** dotato di cinghie elastiche in pretensionamento. **Elementi strutturali:** realizzati in fibra di legno con masselli di abete e/o compensato in vari spessori, parti di tamponamento e fianchi in agglomerato di legno da 18 mm. **Imbottiture:** in poliuretano espanso indeformabile D30 e/o ovatta di poliestere 100% da 200gr rivestite in vellutino 100% poliestere. **Cuscino seduta:** in poliuretano espanso D25 rigido rivestito con falda resinata da 200 gr. **Schienale/Cuscino bracciolo:** in poliuretano espanso D18 morbido e/o stratificato con falda termolegata da 450 gr e rivestito in vellutino 100% poliestere. **Piede:** cilindrico H 8cm (ABS col.nero/cromo - Legno col.naturale/noce).

Easysofa Daily opening system: Tubular steel structure painted with epoxy powders tested for over 2,000 opening cycles by rotating the backrest. The sofa turns into a bed without removing the upholstery elements. **Dynamic mattress:** 17 cm high mattress made with high quality non-deformable polyurethane foams. Breathable, hypoallergenic, anti-mite, antibacterial properties. Main polyurethane foam slab density D 25 kg/m³. Lining suitable for all seasons. **Seating:** equipped with electro-welded mesh and stretched elastic belts. **Structural elements:** made of wood fiber with solid fir and/or plywood in various thicknesses, infill parts and sides in 18 mm chipboard. **Padding:** D30 polyurethane foam and/or 200 gr polyester wadding covered with 100% polyester fiber velveteen. **Seat cushion:** D25 polyurethane foam covered with 200 gr polyester wadding layer. **Back/Arm cushion:** D18 polyurethane foam covered with 450 gr polyester wadding layer and 100% polyester fiber velveteen shell. **Foot:** cylindrical H 8cm (ABS col.black/polished - Wood col.natural/walnut).

TECHNICAL SPECIFICATIONS

Meccanismo
Daily

Materasso
H 17 cm

Rivestimento
Sfoderabile

Schienale
Porta
Guanciali

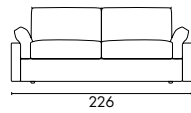
OPTIONAL
Kit
Easy Up



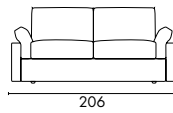
ACTIVE

DIVANO LETTO

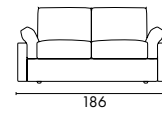
3 POSTI BIG
3 Big Seater



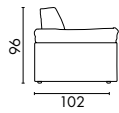
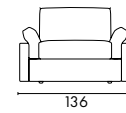
3 POSTI
3 Seater



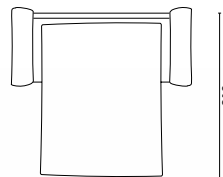
2 POSTI
2 Seater



POLTRONA
Armchair

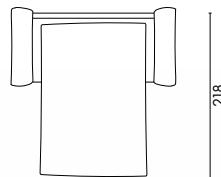


Piano Letto
Bed Size



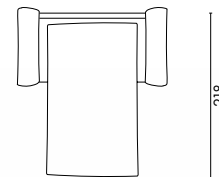
Materasso/Mattress
cm **L160 x P198 x H17**
cm W160 x L198 x H17

Matrimoniale
Double Bed



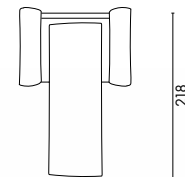
Materasso/Mattress
cm **L140 x P198 x H17**
cm W140 x L198 x H17

Francese
French Bed



Materasso/Mattress
cm **L120 x P198 x H17**
cm W120 x L198 x H17

1 Piazza e 1/2
Small Double Bed




Materasso/Mattress
cm **L70 x P198 x H17**
cm W70 x L198 x H17

Singolo
Single Bed

SCHEDA TECNICA



● LIVING



SUITE
SOFA BED



SUITE SOFABED

SOFABEDS

● LIVING



DIVANO LETTO SUITE

DIVANI LETTO

● LIVING



SUITE SOFABED

Il divano letto Suite è
disponibile anche con
piedino piramidale in
legno colore noce.

*Suite sofa bed is also
available with walnut-
wood pyramidal foot.*

SOFABEDS

● LIVING



DIVANO LETTO SUITE

DIVANI LETTO

● LIVING



SUITE SOFABED

SOFA BEDS

● LIVING



DIVANO LETTO SUITE



DIVANI LETTO

● LIVING

SUITE SOFABED

SOFABEDS

LIVING

Divano Letto Suite 3P

Dimensioni: L 198cm x P 98cm x H 106cm

Materasso: Dynamic L 140cm x P 198cm x H 14cm

Rivestimento: Fornillo 0420 Borgogna - Cat.Basic

DIVANO LETTO SUITE



DIVANI LETTO

● LIVING

SUITE SOFABED

SOFABEDS

● LIVING



DIVANO LETTO SUITE

DIVANI LETTO

● LIVING



SUITE

SOFA BED

Meccanismo Easysofa Daily: Meccanismo in tubolare d'acciaio verniciato con polveri epossidiche testato per oltre 2.000 cicli di apertura mediante rotazione dello schienale. Il passaggio della posizione divano alla posizione letto avviene senza rimozione degli elementi di tappezzeria. **Materasso Dynamic:** Materasso H 14 cm prodotto con schiume poliuretaniche indeformabili e di alta qualità. Proprietà traspiranti, anallergiche, antiacaro, antibatteriche. Lastra portante D 25 kg/m³. Rivestimento adatto per tutte le stagioni. **Piano seduta:** dotato di cinghie elastiche in pretensionamento. **Elementi strutturali:** realizzati in fibra di legno con masselli di abete e/o compensato in vari spessori, parti di tamponamento e fianchi in agglomerato di legno da 18 mm. **Imbottiture:** in poliuretano espanso indeformabile D30 e/o ovatta di poliestere 100% da 200gr rivestite in vellutino 100% poliestere. **Cuscino seduta:** in poliuretano espanso D25 rigido rivestito con falda resinata da 200 gr. **Schienale:** in poliuretano espanso D18 morbido e/o stratificato con falda termolegata da 450 gr e rivestito in vellutino 100% poliestere. **Piede:** di serie H 13cm in acciaio lucido.

Easysofa Daily opening system: Tubular steel structure painted with epoxy powders tested for over 2,000 opening cycles by rotating the backrest. The sofa turns into a bed without removing the upholstery elements. **Dynamic mattress:** 14 cm high mattress made with high quality non-deformable polyurethane foams. Breathable, hypoallergenic, anti-mite, antibacterial properties. Main polyurethane foam slab density D 25 kg/m³. Lining suitable for all seasons. **Seating:** equipped with electro-welded mesh and stretched elastic belts. **Structural elements:** made of wood fiber with solid fir and/or plywood in various thicknesses, infill parts and sides in 18 mm chipboard. **Padding:** D30 polyurethane foam and/or 200 gr polyester wadding covered with 100% polyester fiber velveteen. **Seat cushion:** D25 polyurethane foam covered with 200 gr polyester wadding layer. **Back cushion:** D18 polyurethane foam covered with 450 gr polyester wadding layer and 100% polyester fiber velveteen shell. **Foot:** polished iron H 13cm.

TECHNICAL SPECIFICATIONS

Meccanismo
Daily

Materasso
H 14 cm

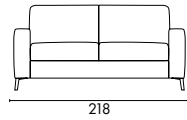
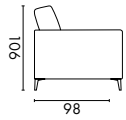
Rivestimento
Sfoderabile



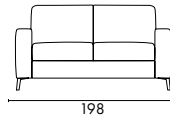
SUITE

DIVANO LETTO

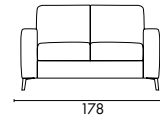
3 POSTI BIG
3 Big Seater



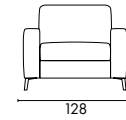
3 POSTI
3 Seater



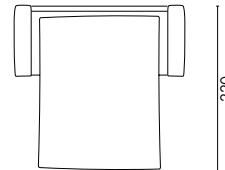
2 POSTI
2 Seater



POLTRONA
Armchair

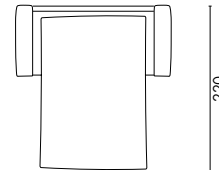


Piano Letto
Bed Size



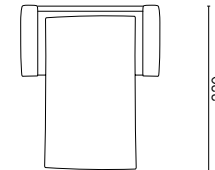
Materasso/Mattress
cm **L160 x P198 x H14**
cm W160 x L198 x H14

Matrimoniale
Double Bed



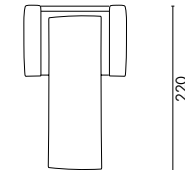
Materasso/Mattress
cm **L140 x P198 x H14**
cm W140 x L198 x H14

Francese
French Bed



Materasso/Mattress
cm **L120 x P198 x H14**
cm W120 x L198 x H14

1 Piazza e 1/2
Small Double Bed



Materasso/Mattress
cm **L70 x P198 x H14**
cm W70 x L198 x H14

Singolo
Single Bed

SCHEDA TECNICA



● LIVING

POSILLIPO

SOFA BED



Materasso
H 17 cm



● SOFABEDS

● LIVING

POSILLIPO SOFABED



DIVANO LETTO POSILLIPO



DIVANI LETTO

● LIVING

POSILLIPO SOFABED

SOFABEDS

● LIVING



DIVANO LETTO POSILLIPO

DIVANI LETTO

● LIVING



POSILLIPO SOFABED

SOFA BEDS

● LIVING



DIVANO LETTO POSILLIPO



DIVANI LETTO

● LIVING

POSILLIPO SOFABED

SOFABEDS

Bracciolo
Small



LIVING

Bracciolo Small (S) - Larghezza 10 cm

Bracciolo
Medium



Bracciolo Medium (M) - Larghezza 15 cm

DIVANO LETTO POSILLIPO

DIVANI LETTO

● LIVING



Bracciolo
Large

Bracciolo Large (L) - Larghezza 25 cm

POSILLIPO SOFABED

● SOFABEDS

● LIVING



DIVANO LETTO POSILLIPO

DIVANI LETTO

● LIVING

POSILLIPO SOFABED

SOFABEDS

● LIVING



DIVANO LETTO POSILLIPO

DIVANI LETTO

● LIVING

Divano Letto Posillipo 3P

Dimensioni: L 214cm x P 95cm x H 96cm

Materasso: Dynamic L 140cm x P 198cm x H 17cm

Rivestimento: Nerano 1130 Granito - Cat.Basic

POSILLIPO

SOFA BED

Meccanismo Easysofa Daily: Meccanismo in tubolare d'acciaio verniciato con polveri epossidiche testato per oltre 2.000 cicli di apertura mediante rotazione dello schienale. Il passaggio della posizione divano alla posizione letto avviene senza rimozione degli elementi di tappezzeria. **Materasso Dynamic:** Materasso H 17 cm prodotto con schiume poliuretatiche indeformabili e di alta qualità. Proprietà traspiranti, anallergiche, antiacaro, antibatteriche. Lastra portante D 25 kg/m³. Rivestimento adatto per tutte le stagioni. **Piano seduta:** dotato di cinghie elastiche in pretensionamento. **Elementi strutturali:** realizzati in fibra di legno con masselli di abete e/o compensato in vari spessori, parti di tamponamento e fianchi in agglomerato di legno da 18 mm. **Imbottiture:** in poliuretano espanso indeformabile D30 e/o ovatta di poliestere 100% da 450gr rivestite in vellutino 100% poliestere. **Cuscino seduta:** in poliuretano espanso D25 rigido rivestito con doppia falda resinata da 200 gr. **Cuscino schienale:** in poliuretano espanso D18 morbido e/o stratificato con doppia falda termolegata da 200 gr e rivestito in vellutino 100% poliestere. **Piede:** cilindrico H 8cm (ABS col.nero/cromo - Legno col.naturale/noce).

Easysofa Daily opening system: Tubular steel structure painted with epoxy powders tested for over 2,000 opening cycles by rotating the backrest. The sofa turns into a bed without removing the upholstery elements. **Dynamic mattress:** 17 cm high mattress made with high quality non-deformable polyurethane foams. Breathable, hypoallergenic, anti-mite, antibacterial properties. Main polyurethane foam slab density D 25 kg/m³. Lining suitable for all seasons. **Seating:** equipped with electro-welded mesh and stretched elastic belts. **Structural elements:** made of wood fiber with solid fir and/or plywood in various thicknesses, infill parts and sides in 18 mm chipboard. **Padding:** D30 polyurethane foam and/or 200 gr polyester wadding covered with 100% polyester fiber velveteen. **Seat cushion:** D25 polyurethane foam covered with 200 gr polyester wadding double layer. **Back cushion:** D18 polyurethane foam covered with 200 gr polyester wadding double layer and 100% polyester fiber velveteen shell. **Foot:** cylindrical H 8cm (ABS col.black/polished - Wood col.natural/walnut).

TECHNICAL SPECIFICATIONS

Meccanismo
Daily

Materasso
H 17 cm

Rivestimento
Sfoderabile

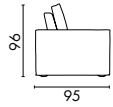
Kit
Easy Up

OPTIONAL



POSILLIPO

DIVANO LETTO



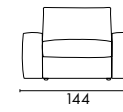
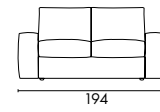
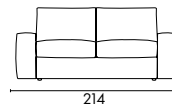
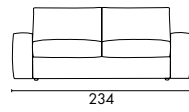
3 POSTI BIG
3 Big Seater

3 POSTI
3 Seater

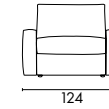
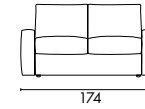
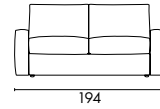
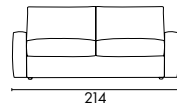
2 POSTI
2 Seater

POLTRONA
Armchair

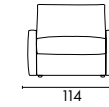
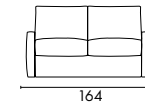
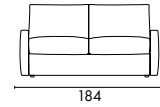
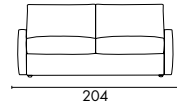
Bracciolo L
Large Armrest



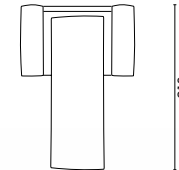
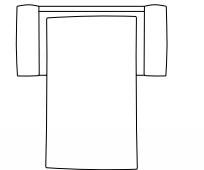
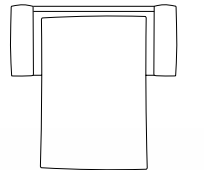
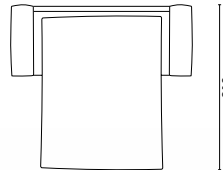
Bracciolo M
Medium Armrest



Bracciolo S
Small Armrest



Piano Letto
Bed Size



Materasso/Mattress
cm **L160 x P198 x H17**
cm W160 x L198 x H17

Matrimoniale
Double Bed

Materasso/Mattress
cm **L140 x P198 x H17**
cm W140 x L198 x H17

Francese
French Bed

Materasso/Mattress
cm **L120 x P198 x H17**
cm W120 x L198 x H17

1 Piazza e 1/2
Small Double Bed

Materasso/Mattress
cm **L70 x P198 x H17**
cm W70 x L198 x H17

Singolo
Single Bed

SCHEDA TECNICA



● LIVING

Materasso
H 14 cm

COUNTRY
SOFA BED





COUNTRY SOFABED

SOFABEDS

● LIVING



DIVANO LETTO COUNTRY

DIVANI LETTO

● LIVING



COUNTRY SOFABED

● SOFABEDS

● LIVING



DIVANO LETTO COUNTRY

DIVANI LETTO

● LIVING



COUNTRY SOFABED

● SOFABEDS

● LIVING



DIVANO LETTO COUNTRY

DIVANI LETTO

● LIVING



COUNTRY SOFABED

SOFA BEDS

● LIVING



DIVANO LETTO COUNTRY

DIVANI LETTO

● LIVING

Divano Letto Country 3P

Dimensioni: L 204cm x P 98cm x H 98cm

Materasso: Dynamic L 140cm x P 198cm x H 14cm

Rivestimento: Furore 0090 Iuta - Cat. Basic

COUNTRY

SOFA BED

Meccanismo Easysofa Daily: Meccanismo in tubolare d'acciaio verniciato con polveri epossidiche testato per oltre 2.000 cicli di apertura mediante rotazione dello schienale. Il passaggio della posizione divano alla posizione letto avviene senza rimozione degli elementi di tappezzeria. **Materasso Dynamic:** Materasso H 14 cm prodotto con schiume poliuretaniche indeformabili e di alta qualità. Proprietà traspiranti, anallergiche, antiacaro, antibatteriche. Lastra portante D 25 kg/m³. Rivestimento adatto per tutte le stagioni. **Piano seduta:** dotato di cinghie elastiche in pretensionamento. **Elementi strutturali:** realizzati in fibra di legno con masselli di abete e/o compensato in vari spessori, parti di tamponamento e fianchi in agglomerato di legno da 18 mm. **Imbottiture:** in poliuretano espanso indeformabile D30 e/o ovatta di poliestere 100% da 200gr rivestite in vellutino 100% poliestere. **Cuscino seduta:** in poliuretano espanso D25 rigido rivestito con falda resinata da 200 gr. **Cuscino schienale:** in poliuretano espanso D18 morbido e/o stratificato con falda termolegata da 450 gr e rivestito in vellutino 100% poliestere. **Piede:** H 13cm in acciaio lucido.

Easysofa Daily opening system: Tubular steel structure painted with epoxy powders tested for over 2,000 opening cycles by rotating the backrest. The sofa turns into a bed without removing the upholstery elements. **Dynamic mattress:** 14 cm high mattress made with high quality non-deformable polyurethane foams. Breathable, hypoallergenic, anti-mite, antibacterial properties. Main polyurethane foam slab density D 25 kg/m³. Lining suitable for all seasons. **Seating:** equipped with electro-welded mesh and stretched elastic belts. **Structural elements:** made of wood fiber with solid fir and/or plywood in various thicknesses, infill parts and sides in 18 mm chipboard. **Padding:** D30 polyurethane foam and/or 200 gr polyester wadding covered with 100% polyester fiber velveteen. **Seat cushion:** D25 polyurethane foam covered with 200 gr polyester wadding layer. **Back cushion:** D18 polyurethane foam covered with 450 gr polyester wadding layer and 100% polyester fiber velveteen shell. **Foot:** polished iron H 13cm.

TECHNICAL SPECIFICATIONS

Meccanismo
Daily

Materasso
H 14 cm

Rivestimento
Sfoderabile



COUNTRY

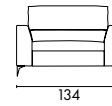
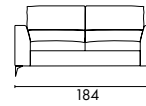
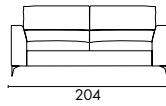
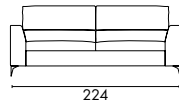
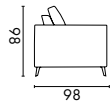
DIVANO LETTO

3 POSTI BIG
3 Big Seater

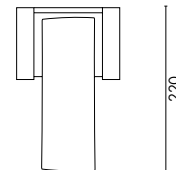
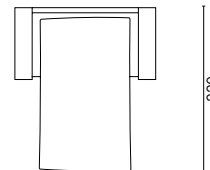
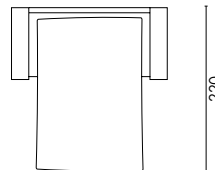
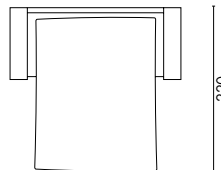
3 POSTI
3 Seater

2 POSTI
2 Seater

POLTRONA
Armchair



Piano Letto
Bed Size



Materasso/Mattress
cm L160 x P198 x H14
cm W160 x L198 x H14

Matrimoniale
Double Bed

Materasso/Mattress
cm L140 x P198 x H14
cm W140 x L198 x H14

Francese
French Bed

Materasso/Mattress
cm L120 x P198 x H14
cm W120 x L198 x H14

1 Piazza e 1/2
Small Double Bed

Materasso/Mattress
cm L70 x P198 x H14
cm W70 x L198 x H14

Singolo
Single Bed

SCHEDA TECNICA



● LIVING



LIVING
SOFA BED



LIVING SOFABED

SOFA BEDS

● LIVING



DIVANO LETTO LIVING

Il divano letto Living è disponibile anche con piedino piramidale in legno colore noce.

Living sofa bed is also available with walnut-wood pyramidal foot.

DIVANI LETTO

● LIVING



LIVING SOFABED

● SOFABEDS

● LIVING



DIVANO LETTO LIVING

DIVANI LETTO

● LIVING





DIVANO LETTO LIVING

DIVANI LETTO

● LIVING



LIVING SOFABED

SOFA BEDS

● LIVING



DIVANO LETTO LIVING

DIVANI LETTO

LIVING

Divano Letto Living 3P

Dimensioni: L 196cm x P 100cm x H 88cm

Materasso: Dynamic L 140cm x P 195cm x H 12cm

Rivestimento: Massa 1040 Argento - Cat.Extra

LIVING

SOFA BED

Meccanismo Easysofa Daily: Meccanismo in tubolare d'acciaio verniciato con polveri epossidiche testato per oltre 2.000 cicli di apertura mediante rotazione dello schienale. Il passaggio della posizione divano alla posizione letto avviene senza rimozione degli elementi di tappezzeria. **Materasso Dynamic:** Materasso H 12 cm prodotto con schiume poliuretaniche indeformabili e di alta qualità. Proprietà traspiranti, anallergiche, antiacaro, antibatteriche. Lastra portante D 25 kg/m³. Rivestimento adatto per tutte le stagioni. **Piano seduta:** dotato di cinghie elastiche in pretensionamento. **Elementi strutturali:** realizzati in fibra di legno con masselli di abete e/o compensato in vari spessori, parti di tamponamento e fianchi in agglomerato di legno da 18 mm. **Imbottiture:** in poliuretano espanso indeformabile D30 e/o ovatta di poliestere 100% da 450gr rivestite in vellutino 100% poliestere. **Cuscino seduta:** in poliuretano espanso D25 rigido rivestito con falda resinata da 450 gr. **Cuscino schienale:** in poliuretano espanso D18 morbido e/o stratificato con doppia falda termolegata da 200 gr e rivestito in vellutino 100% poliestere. **Piede:** di serie cilindrico H 13cm in acciaio lucido.

Easysofa Daily opening system: Tubular steel structure painted with epoxy powders tested for over 2,000 opening cycles by rotating the backrest. The sofa turns into a bed without removing the upholstery elements. **Dynamic mattress:** 12 cm high mattress made with high quality non-deformable polyurethane foams. Breathable, hypoallergenic, anti-mite, antibacterial properties. Main polyurethane foam slab density D 25 kg/m³. Lining suitable for all seasons. **Seating:** equipped with electro-welded mesh and stretched elastic belts. **Structural elements:** made of wood fiber with solid fir and/or plywood in various thicknesses, infill parts and sides in 18 mm chipboard. **Padding:** D30 polyurethane foam and/or 450 gr polyester wadding covered with 100% polyester fiber velveteen. **Seat cushion:** D25 polyurethane foam covered with 200 gr polyester wadding layer. **Back cushion:** D18 polyurethane foam covered with 450 gr polyester wadding double layer and 100% polyester fiber velveteen shell. **Foot:** polished iron H 13cm.

TECHNICAL SPECIFICATIONS

Meccanismo
Daily

Materasso
H 12 cm

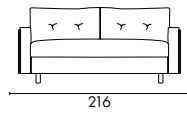
Rivestimento
Sfoderabile



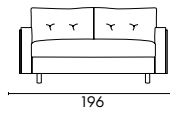
LIVING

DIVANO LETTO

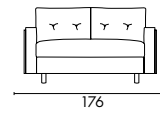
3 POSTI BIG
3 Big Seater



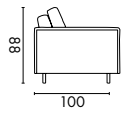
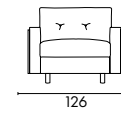
3 POSTI
3 Seater



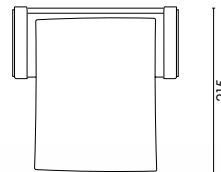
2 POSTI
2 Seater



POLTRONA
Armchair

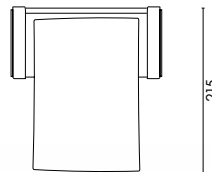


Piano Letto
Bed Size



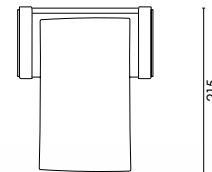
Materasso/Mattress
cm **L160 x P195 x H12**
cm W160 x L195 x H12

Matrimoniale
Double Bed



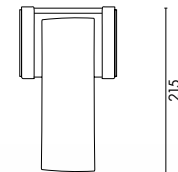
Materasso/Mattress
cm **L140 x P195 x H12**
cm W140 x L195 x H12

Francese
French Bed



Materasso/Mattress
cm **L120 x P195 x H12**
cm W120 x L195 x H12

1 Piazza e 1/2
Small Double Bed



Materasso/Mattress
cm **L70 x P195 x H12**
cm W70 x L195 x H12

Singolo
Single Bed

SCHEDA TECNICA





APPEAL
SOFA BED



APPEAL SOFABED

● SOFABEDS

● LIVING



DIVANO LETTO APPEAL

DIVANI LETTO

● LIVING



APPEAL SOFABED

SOFABEDS

● LIVING



DIVANO LETTO APPEAL

DIVANI LETTO

● LIVING



APPEAL SOFABED

SOFABEDS

● LIVING



DIVANO LETTO APPEAL



DIVANI LETTO

● LIVING

APPEAL SOFABED

● SOFABEDS

● LIVING



DIVANO LETTO APPEAL

DIVANI LETTO

● LIVING



APPEAL SOFABED

● SOFABEDS

● LIVING



DIVANO LETTO APPEAL

DIVANI LETTO

● LIVING



Divano Letto Appeal 3P

Dimensioni: L 206cm x P 98cm x H 92cm
Materasso: Dynamic L 140cm x P 198cm x H 17cm
Rivestimento: Fornillo 0260 Senape - Cat.Basic

APPEAL

SOFA BED

Meccanismo Easysofa Daily: Meccanismo in tubolare d'acciaio verniciato con polveri epossidiche testato per oltre 2.000 cicli di apertura mediante rotazione dello schienale. Il passaggio della posizione divano alla posizione letto avviene senza rimozione degli elementi di tappezzeria. **Materasso Dynamic:** Materasso H 17 cm prodotto con schiume poliuretaniche indeformabili e di alta qualità. Proprietà traspiranti, anallergiche, antiacaro, antibatteriche. Lastra portante D 25 kg/m³. Rivestimento adatto per tutte le stagioni. **Piano seduta:** dotato di cinghie elastiche in pretensionamento. **Elementi strutturali:** realizzati in fibra di legno con masselli di abete e/o compensato in vari spessori, parti di tamponamento e fianchi in agglomerato di legno da 18 mm. **Imbottiture:** in poliuretano espanso indeformabile D30 e/o ovatta di poliestere 100% da 200gr rivestite in vellutino 100% poliestere. **Cuscino seduta:** in poliuretano espanso D25 rigido rivestito con falda resinata da 200 gr. **Schienale:** in poliuretano espanso D18 morbido e/o stratificato con falda termolegata da 450 gr e rivestito in vellutino 100% poliestere. **Piede:** cilindrico H 8cm (ABS col.nero/cromo - Legno col.naturale/noce).

Easysofa Daily opening system: Tubular steel structure painted with epoxy powders tested for over 2,000 opening cycles by rotating the backrest. The sofa turns into a bed without removing the upholstery elements. **Dynamic mattress:** 17 cm high mattress made with high quality non-deformable polyurethane foams. Breathable, hypoallergenic, anti-mite, antibacterial properties. Main polyurethane foam slab density D 25 kg/m³. Lining suitable for all seasons. **Seating:** equipped with electro-welded mesh and stretched elastic belts. **Structural elements:** made of wood fiber with solid fir and/or plywood in various thicknesses, infill parts and sides in 18 mm chipboard. **Padding:** D30 polyurethane foam and/or 200 gr polyester wadding covered with 100% polyester fiber velveteen. **Seat cushion:** D25 polyurethane foam covered with 200 gr polyester wadding layer. **Back cushion:** D18 polyurethane foam covered with 450 gr polyester wadding layer and 100% polyester fiber velveteen shell. **Foot:** cylindrical H 8cm (ABS col.black/polished - Wood col.natural/walnut).

TECHNICAL SPECIFICATIONS

Meccanismo
Daily

Materasso
H 17 cm

Rivestimento
Sfoderabile

Schienale
Contenitore

Kit
Easy Up

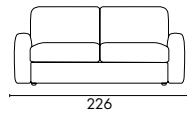
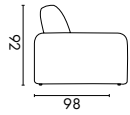
OPTIONAL



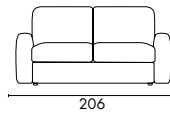
APPEAL

DIVANO LETTO

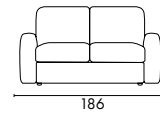
3 POSTI BIG
3 Big Seater



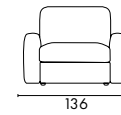
3 POSTI
3 Seater



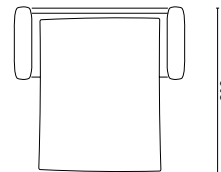
2 POSTI
2 Seater



POLTRONA
Armchair

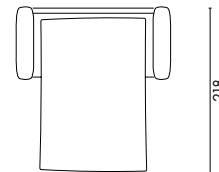


Piano Letto
Bed Size



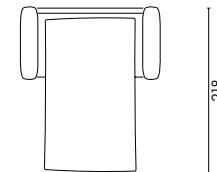
Materasso/Mattress
cm **L160 x P198 x H17**
cm W160 x L198 x H17

Matrimoniale
Double Bed



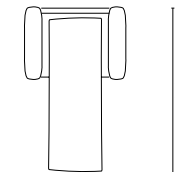
Materasso/Mattress
cm **L140 x P198 x H17**
cm W140 x L198 x H17

Francese
French Bed



Materasso/Mattress
cm **L120 x P198 x H17**
cm W120 x L198 x H17

1 Piazza e 1/2
Small Double Bed



Materasso/Mattress
cm **L70 x P198 x H17**
cm W70 x L198 x H17

Singolo
Single Bed



SCHEDA TECNICA

● LIVING

ROOF

SOFA BED



Materasso
H 14 cm



ROOF SOFABED

SOFABEDS

● LIVING



DIVANO LETTO ROOF

DIVANI LETTO

● LIVING



ROOF SOFABED

● SOFABEDS

● LIVING

DIVANO LETTO ROOF

DIVANI LETTO

● LIVING



ROOF SOFABED

SOFABEDS

● LIVING

Divano Letto Roof 3P

Dimensioni: L 204cm x P 98cm x H 95cm

Materasso: Dynamic L 140cm x P 198cm x H 14cm

Rivestimento: Campanella 1050 Alluminio - Cat.Super

DIVANO LETTO ROOF



DIVANI LETTO

● LIVING

ROOF SOFABED

SOFA BEDS

● LIVING



DIVANO LETTO ROOF

DIVANI LETTO

● LIVING

ROOF

SOFA BED

Meccanismo Easysofa Daily: Meccanismo in tubolare d'acciaio verniciato con polveri epossidiche testato per oltre 2.000 cicli di apertura mediante rotazione dello schienale. Il passaggio della posizione divano alla posizione letto avviene senza rimozione degli elementi di tappezzeria. **Materasso Dynamic:** Materasso H 14 cm prodotto con schiume poliuretaniche indeformabili e di alta qualità. Proprietà traspiranti, anallergiche, antiacaro, antibatteriche. Lastra portante D 25 kg/m³. Rivestimento adatto per tutte le stagioni. **Piano seduta:** dotato di cinghie elastiche in pretensionamento. **Elementi strutturali:** realizzati in fibra di legno con masselli di abete e/o compensato in vari spessori, parti di tamponamento e fianchi in agglomerato di legno da 18 mm. **Imbottiture:** in poliuretano espanso indeformabile D30 e/o ovatta di poliestere 100% da 200gr rivestite in vellutino 100% poliestere. **Cuscino seduta:** in poliuretano espanso D25 rigido rivestito con falda resinata da 200 gr. **Cuscino schienale:** in poliuretano espanso D18 morbido e/o stratificato con falda termolegata da 450 gr e rivestito in vellutino 100% poliestere. **Piede:** H 13cm in acciaio lucido.

Easysofa Daily opening system: Tubular steel structure painted with epoxy powders tested for over 2,000 opening cycles by rotating the backrest. The sofa turns into a bed without removing the upholstery elements. **Dynamic mattress:** 14 cm high mattress made with high quality non-deformable polyurethane foams. Breathable, hypoallergenic, anti-mite, antibacterial properties. Main polyurethane foam slab density D 25 kg/m³. Lining suitable for all seasons. **Seating:** equipped with electro-welded mesh and stretched elastic belts. **Structural elements:** made of wood fiber with solid fir and/or plywood in various thicknesses, infill parts and sides in 18 mm chipboard. **Padding:** D30 polyurethane foam and/or 200 gr polyester wadding covered with 100% polyester fiber velveteen. **Seat cushion:** D25 polyurethane foam covered with 200 gr polyester wadding layer. **Back cushion:** D18 polyurethane foam covered with 450 gr polyester wadding layer and 100% polyester fiber velveteen shell. **Foot:** polished iron H 13cm.

TECHNICAL SPECIFICATIONS

Meccanismo
Daily

Materasso
H 14 cm

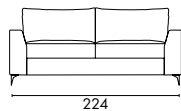
Rivestimento
Sfoderabile



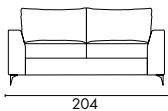
ROOF

DIVANO LETTO

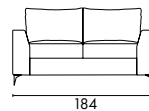
3 POSTI BIG
3 Big Seater



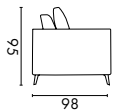
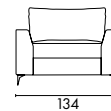
3 POSTI
3 Seater



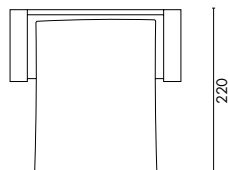
2 POSTI
2 Seater



POLTRONA
Armchair

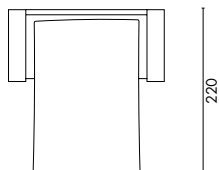


Piano Letto
Bed Size



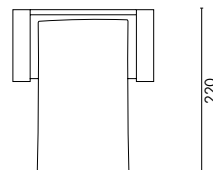
Materasso/Mattress
cm **L160 x P198 x H14**
cm W160 x L198 x H14

Matrimoniale
Double Bed



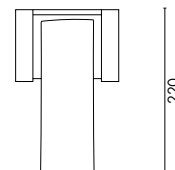
Materasso/Mattress
cm **L140 x P198 x H14**
cm W140 x L198 x H14

Francese
French Bed



Materasso/Mattress
cm **L120 x P198 x H14**
cm W120 x L198 x H14

1 Piazza e 1/2
Small Double Bed



Materasso/Mattress
cm **L70 x P198 x H14**
cm W70 x L198 x H14

Singolo
Single Bed

SCHEDA TECNICA



● LIVING

MERGELLINA
SOFA BED



Materasso
H 17 cm



MERGELLINA SOFABED

SOFA BEDS

● LIVING



DIVANO LETTO MERGELLINA

DIVANI LETTO

● LIVING



MERGELLINA SOFABED

SOFABEDS

● LIVING

Bracciolo
Medium



Bracciolo Medium (M) - Larghezza 13 cm

DIVANO LETTO MERGELLINA

DIVANI LETTO

● LIVING

Bracciolo
Large



Bracciolo Large (L) - Larghezza 23 cm

MERGELLINA SOFABED

● SOFABEDS

● LIVING



DIVANO LETTO MERGELLINA

DIVANI LETTO

● LIVING



MERGELLINA SOFABED

● SOFABEDS

● LIVING

DIVANO LETTO MERGELLINA

DIVANI LETTO

● LIVING



MERGELLINA SOFABED

● SOFABEDS

● LIVING



DIVANO LETTO MERGELLINA

DIVANI LETTO

● LIVING

Divano Letto Mergellina 3P

Dimensioni: L 210cm x P 95cm x H 96cm

Materasso: Dynamic L 140cm x P 198cm x H 17cm

Rivestimento: Ravello 0930 Avio - Cat.Extra

MERGELLINA

SOFA BED

Meccanismo Easysofa Daily: Meccanismo in tubolare d'acciaio verniciato con polveri epossidiche testato per oltre 2.000 cicli di apertura mediante rotazione dello schienale. Il passaggio della posizione divano alla posizione letto avviene senza rimozione degli elementi di tappezzeria. **Materasso Dynamic:** Materasso H 17 cm prodotto con schiume poliuretaniche indeformabili e di alta qualità. Proprietà traspiranti, anallergiche, antiacaro, antibatteriche. Lastra portante D 25 kg/m³. Rivestimento adatto per tutte le stagioni. **Piano seduta:** dotato di cinghie elastiche in pretensionamento. **Elementi strutturali:** realizzati in fibra di legno con masselli di abete e/o compensato in vari spessori, parti di tamponamento e fianchi in agglomerato di legno da 18 mm. **Imbottiture:** in poliuretano espanso indeformabile D30 e/o ovatta di poliestere 100% da 200gr rivestite in vellutino 100% poliestere. **Cuscino seduta:** in poliuretano espanso D25 rigido rivestito con doppia falda resinata da 200 gr. **Cuscino schienale:** in poliuretano espanso D18 morbido e/o stratificato con doppia falda termolegata da 200 gr e rivestito in vellutino 100% poliestere. **Piede:** legno H5cm col.noce (Solo Bracciolo Large) - cilindrico H 8cm (ABS col.nero/cromo - Legno col.naturale/noce).

Easysofa Daily opening system: Tubular steel structure painted with epoxy powders tested for over 2,000 opening cycles by rotating the backrest. The sofa turns into a bed without removing the upholstery elements. **Dynamic mattress:** 17 cm high mattress made with high quality non-deformable polyurethane foams. Breathable, hypoallergenic, anti-mite, antibacterial properties. Main polyurethane foam slab density D 25 kg/m³. Lining suitable for all seasons. **Seating:** equipped with electro-welded mesh and stretched elastic belts. **Structural elements:** made of wood fiber with solid fir and/or plywood in various thicknesses, infill parts and sides in 18 mm chipboard. **Padding:** D30 polyurethane foam and/or 200 gr polyester wadding covered with 100% polyester fiber velveteen. **Seat cushion:** D25 polyurethane foam covered with 200 gr polyester wadding double layer. **Back cushion:** D18 polyurethane foam covered with 200 gr polyester wadding double layer and 100% polyester fiber velveteen shell. **Foot:** wood H5cm col.walnut (Large armrest only) - cylindrical H 8cm (ABS col. black/polished - Wood col.natural/walnut).

TECHNICAL SPECIFICATIONS

Meccanismo
Daily

Materasso
H 17 cm

Rivestimento
Sfoderabile

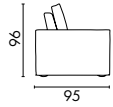
Kit
Easy Up

OPTIONAL



MERGELLINA

DIVANO LETTO



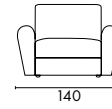
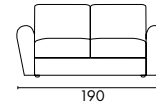
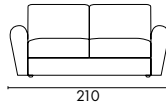
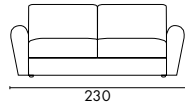
3 POSTI BIG
3 Big Seater

3 POSTI
3 Seater

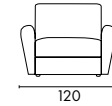
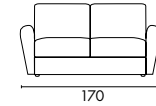
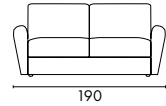
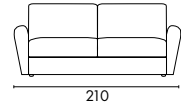
2 POSTI
2 Seater

POLTRONA
Armchair

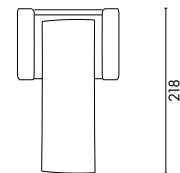
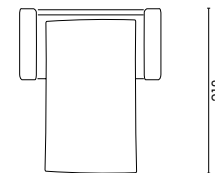
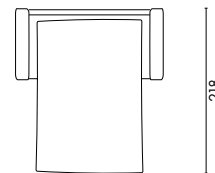
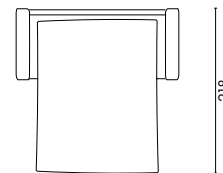
Bracciolo L
Large Armrest



Bracciolo M
Medium Armrest



Piano Letto
Bed Size



Materasso/Mattress
cm **L160 x P198 x H17**
cm W160 x L198 x H17

Matrimoniale
Double Bed

Materasso/Mattress
cm **L140 x P198 x H17**
cm W140 x L198 x H17

Francese
French Bed

Materasso/Mattress
cm **L120 x P198 x H17**
cm W120 x L198 x H17

1 Piazza e 1/2
Small Double Bed

Materasso/Mattress
cm **L70 x P198 x H17**
cm W70 x L198 x H17

Singolo
Single Bed



SCHEDA TECNICA

● NIGHT & DAY

ONLY
SOFA BED

Materasso
H 20 cm





ONLY SOFABED

● NIGHT & DAY SOFABEDS



DIVANO LETTO ONLY



DIVANI LETTO

● NIGHT & DAY

ONLY SOFABED

● NIGHT & DAY SOFABEDS



DIVANO LETTO ONLY

DIVANI LETTO

● NIGHT & DAY

ONLY SOFABED

NIGHT & DAY
SOFABEDS



DIVANO LETTO **ONLY**



DIVANI LETTO NIGHT & DAY

ONLY SOFABED

● NIGHT & DAY SOFABEDS



DIVANO LETTO **ONLY**

DIVANI LETTO

● NIGHT & DAY

ONLY SOFABED

● NIGHT & DAY SOFABEDS



DIVANO LETTO ONLY

DIVANI LETTO

● NIGHT & DAY

Divano letto Only 3P

Dimensioni: L 204cm x P 95cm x H 106cm

Materasso: Dynamic L 140cm x P 198cm x H 20cm

Rivestimento: Raito 0030 Avorio - Cat.Basic

ONLY

SOFA BED

Meccanismo Easysofa Daily: Meccanismo in tubolare d'acciaio verniciato con polveri epossidiche testato per oltre 2.000 cicli di apertura mediante rotazione dello schienale. Il passaggio della posizione divano alla posizione letto avviene senza rimozione degli elementi di tappezzeria. **Materasso Dynamic:** Materasso H 20 cm prodotto con schiume poliuretaniche indeformabili e di alta qualità. Proprietà traspiranti, anallergiche, antiacaro, antibatteriche. Lastra portante D 25 kg/m³. Rivestimento adatto per tutte le stagioni. **Piano seduta:** dotato di cinghie elastiche in pretensionamento. **Elementi strutturali:** realizzati in fibra di legno con masselli di abete e/o compensato in vari spessori, parti di tamponamento e fianchi in agglomerato di legno da 18 mm. **Imbottiture:** in poliuretano espanso indeformabile D30 e/o ovatta di poliestere 100% da 200gr rivestite in vellutino 100% poliestere. **Cuscino seduta:** in poliuretano espanso D25 rigido rivestito con falda resinata da 200 gr. **Schienale:** in poliuretano espanso D18 morbido e/o stratificato con falda termolegata da 450 gr e rivestito in vellutino 100% poliestere. **Piede:** cilindrico H 8cm (ABS col.nero/cromo - Legno col.naturale/noce).

Easysofa Daily opening system: Tubular steel structure painted with epoxy powders tested for over 2,000 opening cycles by rotating the backrest. The sofa turns into a bed without removing the upholstery elements. **Dynamic mattress:** 20 cm high mattress made with high quality non-deformable polyurethane foams. Breathable, hypoallergenic, anti-mite, antibacterial properties. Main polyurethane foam slab density D 25 kg/m³. Lining suitable for all seasons. **Seating:** equipped with electro-welded mesh and stretched elastic belts. **Structural elements:** made of wood fiber with solid fir and/or plywood in various thicknesses, infill parts and sides in 18 mm chipboard. **Padding:** D30 polyurethane foam and/or 200 gr polyester wadding covered with 100% polyester fiber velveteen. **Seat cushion:** D25 polyurethane foam covered with 200 gr polyester wadding layer. **Back cushion:** D18 polyurethane foam covered with 450 gr polyester wadding layer and 100% polyester fiber velveteen shell. **Foot:** cylindrical H 8cm (ABS col.black/polished - Wood col.natural/walnut).

TECHNICAL SPECIFICATIONS

Meccanismo
Daily

Materasso
H 20 cm

Rivestimento
Sfoderabile

Kit
Easy Up

OPTIONAL

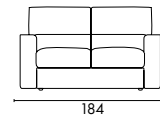
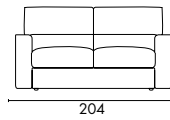
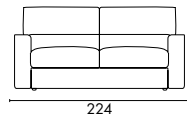
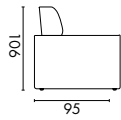
ONLY

DIVANO LETTO

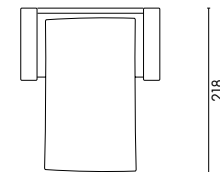
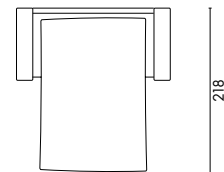
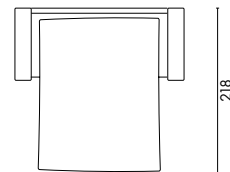
3 POSTI BIG
3 Big Seater

3 POSTI
3 Seater

2 POSTI
2 Seater



Piano Letto
Bed Size



Materasso/Mattress
cm **L160 x P198 x H20**
cm W160 x L198 x H20

Matrimoniale
Double Bed

Materasso/Mattress
cm **L140 x P198 x H20**
cm W140 x L198 x H20

Francese
French Bed

Materasso/Mattress
cm **L120 x P198 x H20**
cm W120 x L198 x H20

1 Piazza e 1/2
Small Double Bed

SCHEDA TECNICA



● NIGHT & DAY



Materasso
H 14 cm

MIDNIGHT

SOFA BED



MIDNIGHT SOFABED

● NIGHT & DAY SOFABEDS



DIVANO LETTO MIDNIGHT



DIVANI LETTO

● NIGHT & DAY

MIDNIGHT SOFABED

● NIGHT & DAY SOFABEDS



DIVANO LETTO MIDNIGHT

DIVANI LETTO

● NIGHT & DAY

MIDNIGHT SOFABED

● NIGHT & DAY SOFABEDS



DIVANO LETTO MIDNIGHT

DIVANI LETTO

● NIGHT & DAY



MIDNIGHT SOFABED

● NIGHT & DAY SOFABEDS



DIVANO LETTO MIDNIGHT

DIVANI LETTO

● NIGHT & DAY

Divano Letto Midnight 3P

Dimensioni: L 204cm x P 98cm x H 90cm

Materasso: Dynamic L 140cm x P 198cm x H 17cm

Rivestimento: Ravello 1000 Prussia - Cat.Extra

MIDNIGHT

SOFA BED

Meccanismo Easysofa Daily: Meccanismo in tubolare d'acciaio verniciato con polveri epossidiche testato per oltre 2.000 cicli di apertura mediante rotazione dello schienale. Il passaggio della posizione divano alla posizione letto avviene senza rimozione degli elementi di tappezzeria. **Materasso Dynamic:** Materasso H 14 cm prodotto con schiume poliuretaniche indeformabili e di alta qualità. Proprietà traspiranti, anallergiche, antiacaro, antibatteriche. Lastra portante D 25 kg/m³. Rivestimento adatto per tutte le stagioni. **Piano seduta:** dotato di cinghie elastiche in pretensionamento. **Elementi strutturali:** realizzati in fibra di legno con masselli di abete e/o compensato in vari spessori, parti di tamponamento e fianchi in agglomerato di legno da 18 mm. **Imbottiture:** in poliuretano espanso indeformabile D30 e/o ovatta di poliestere 100% da 200gr rivestite in vellutino 100% poliestere. **Cuscino seduta:** in poliuretano espanso D25 rigido rivestito con falda resinata da 200 gr. **Cuscino schienale:** in poliuretano espanso D18 morbido e/o stratificato con falda termolegata da 450 gr e rivestito in vellutino 100% poliestere. **Piede:** H 5cm in legno col.noce.

Easysofa Daily opening system: Tubular steel structure painted with epoxy powders tested for over 2,000 opening cycles by rotating the backrest. The sofa turns into a bed without removing the upholstery elements. **Dynamic mattress:** 14 cm high mattress made with high quality non-deformable polyurethane foams. Breathable, hypoallergenic, anti-mite, antibacterial properties. Main polyurethane foam slab density D 25 kg/m³. Lining suitable for all seasons. **Seating:** equipped with electro-welded mesh and stretched elastic belts. **Structural elements:** made of wood fiber with solid fir and/or plywood in various thicknesses, infill parts and sides in 18 mm chipboard. **Padding:** D30 polyurethane foam and/or 200 gr polyester wadding covered with 100% polyester fiber velveteen. **Seat cushion:** D25 polyurethane foam covered with 200 gr polyester wadding layer. **Back cushion:** D18 polyurethane foam covered with 450 gr polyester wadding layer and 100% polyester fiber velveteen shell. **Foot:** walnut H 5cm.

TECHNICAL SPECIFICATIONS

Meccanismo
Daily

Materasso
H 14 cm

Rivestimento
Sfoderabile

Kit
Easy Up

OPTIONAL



MIDNIGHT

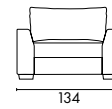
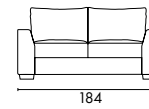
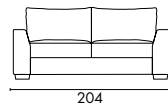
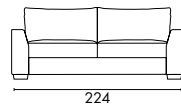
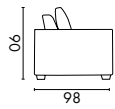
DIVANO LETTO

3 POSTI BIG
3 Big Seater

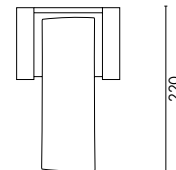
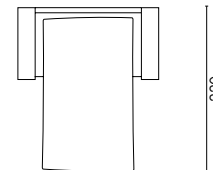
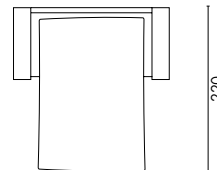

3 POSTI
3 Seater

2 POSTI
2 Seater

POLTRONA
Armchair



Piano Letto
Bed Size



Materasso/Mattress
cm **L160 x P198 x H14**
cm W160 x L198 x H14

Matrimoniale
Double Bed

Materasso/Mattress
cm **L140 x P198 x H14**
cm W140 x L198 x H14

Francese
French Bed

Materasso/Mattress
cm **L120 x P198 x H14**
cm W120 x L198 x H14

1 Piazza e 1/2
Small Double Bed


Materasso/Mattress
cm **L70 x P198 x H14**
cm W70 x L198 x H14

Singolo
Single Bed



SCHEDA TECNICA

● NIGHT & DAY



ECLIPSE
SOFA BED



ECLIPSE SOFABED


NIGHT & DAY SOFABEDS



DIVANO LETTO ECLIPSE

DIVANI LETTO

NIGHT & DAY



ECLIPSE SOFABED

● NIGHT & DAY SOFABEDS



DIVANO LETTO ECLIPSE

DIVANI LETTO

● NIGHT & DAY



ECLIPSE SOFABED

● NIGHT & DAY SOFABEDS

Divano Letto Eclipse 3P Big

Dimensioni: L 218cm x P 95cm x H 87cm

Materasso: Dynamic L 160cm x P 198cm x H 14cm

Rivestimento: Raito 0430 Sangria - Cat.Basic

DIVANO LETTO ECLIPSE

DIVANI LETTO

● NIGHT & DAY



ECLIPSE SOFABED

● NIGHT & DAY SOFABEDS



DIVANO LETTO **ECLIPSE**



DIVANI LETTO

● NIGHT & DAY

ECLIPSE SOFABED

● NIGHT & DAY SOFABEDS



DIVANO LETTO **ECLIPSE**

DIVANI LETTO

● NIGHT & DAY



ECLIPSE

SOFA BED

Meccanismo Easysofa Daily: Meccanismo in tubolare d'acciaio verniciato con polveri epossidiche testato per oltre 2.000 cicli di apertura mediante rotazione dello schienale. Il passaggio della posizione divano alla posizione letto avviene senza rimozione degli elementi di tappezzeria. **Materasso Dynamic:** Materasso H 14 cm prodotto con schiume poliuretaniche indeformabili e di alta qualità. Proprietà traspiranti, anallergiche, antiacaro, antibatteriche. Lastra portante D 25 kg/m³. Rivestimento adatto per tutte le stagioni. **Piano seduta:** dotato di cinghie elastiche in pretensionamento. **Elementi strutturali:** realizzati in fibra di legno con masselli di abete e/o compensato in vari spessori, parti di tamponamento e fianchi in agglomerato di legno da 18 mm. **Imbottiture:** in poliuretano espanso indeformabile D30 e/o ovatta di poliestere 100% da 200gr rivestite in vellutino 100% poliestere. **Cuscino seduta:** in poliuretano espanso D25 rigido rivestito con falda resinata da 200 gr. **Schienale:** in poliuretano espanso D18 morbido e/o stratificato con falda termolegata da 450 gr e rivestito in vellutino 100% poliestere. **Piede:** cilindrico H 8cm (ABS col.nero/cromo - Legno col.naturale/noce).

Easysofa Daily opening system: Tubular steel structure painted with epoxy powders tested for over 2,000 opening cycles by rotating the backrest. The sofa turns into a bed without removing the upholstery elements. **Dynamic mattress:** 14 cm high mattress made with high quality non-deformable polyurethane foams. Breathable, hypoallergenic, anti-mite, antibacterial properties. Main polyurethane foam slab density D 25 kg/m³. Lining suitable for all seasons. **Seating:** equipped with electro-welded mesh and stretched elastic belts. **Structural elements:** made of wood fiber with solid fir and/or plywood in various thicknesses, infill parts and sides in 18 mm chipboard. **Padding:** D30 polyurethane foam and/or 200 gr polyester wadding covered with 100% polyester fiber velveteen. **Seat cushion:** D25 polyurethane foam covered with 200 gr polyester wadding layer. **Back cushion:** D18 polyurethane foam covered with 450 gr polyester wadding layer and 100% polyester fiber velveteen shell. **Foot:** cylindrical H 8cm (ABS col.black/polished - Wood col.natural/walnut).

TECHNICAL SPECIFICATIONS

Meccanismo
Daily

Materasso
H 14 cm

Rivestimento
Sfoderabile

Kit
Easy Up

OPTIONAL



ECLIPSE

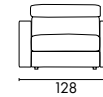
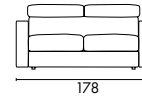
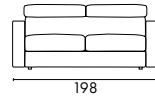
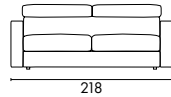
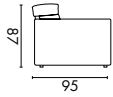
DIVANO LETTO

3 POSTI BIG
3 Big Seater

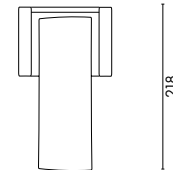
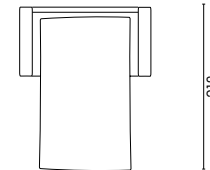
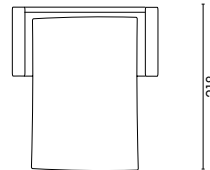
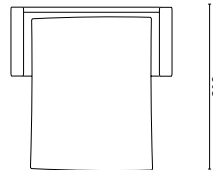
3 POSTI
3 Seater

2 POSTI
2 Seater

POLTRONA
Armchair



Piano Letto
Bed Size



Materasso/Mattress
cm **L160 x P198 x H14**
cm W160 x L198 x H14

Matrimoniale
Double Bed

Materasso/Mattress
cm **L140 x P198 x H14**
cm W140 x L198 x H14

Francese
French Bed

Materasso/Mattress
cm **L120 x P198 x H14**
cm W120 x L198 x H14

1 Piazza e 1/2
Small Double Bed

Materasso/Mattress
cm **L70 x P198 x H14**
cm W70 x L198 x H14

Singolo
Single Bed

SCHEDA TECNICA



● NIGHT & DAY



PARTENOPE
SOFA BED

Materasso
H 17 cm



PARTENOPE SOFABED

● NIGHT & DAY SOFABEDS



DIVANO LETTO PARTENOPE

DIVANI LETTO

● NIGHT & DAY



PARTENOPE SOFABED

● NIGHT & DAY SOFABEDS



DIVANO LETTO PARTENOPE

DIVANO LETTO

● NIGHT & DAY



PARTENOPE SOFABED



DIVANO LETTO PARTENOPE

DIVANI LETTO

● NIGHT & DAY



PARTENOPE SOFABED

● NIGHT & DAY SOFABEDS



DIVANO LETTO PARTENOPE

DIVANILETTO

● NIGHT & DAY

Divano Letto Partenope 3P

Bracciolo: Medium

Dimensioni: L 194cm x P 95cm x H 95cm

Materasso: Dynamic L 140cm x P 198cm x H 17cm

Rivestimento: Raito 1110 Ardesia - Cat.Basic

PARTENOPE SOFABED

● SOFABEDS

● NIGHT & DAY

Bracciolo
Medium



Bracciolo Medium (M) - Larghezza 13 cm

DIVANO LETTO PARTENOPE

DIVANI LETTO

● NIGHT & DAY

Bracciolo
Large



Bracciolo Large (L) - Larghezza 23 cm

PARTENOPE

SOFA BED

Meccanismo Easysofa Daily: Meccanismo in tubolare d'acciaio verniciato con polveri epossidiche testato per oltre 2.000 cicli di apertura mediante rotazione dello schienale. Il passaggio della posizione divano alla posizione letto avviene senza rimozione degli elementi di tappezzeria. **Materasso Dynamic:** Materasso H 17 cm prodotto con schiume poliuretaniche indeformabili e di alta qualità. Proprietà traspiranti, anallergiche, antiacaro, antibatteriche. Lastra portante D 25 kg/m³. Rivestimento adatto per tutte le stagioni. **Piano seduta:** dotato di cinghie elastiche in pretensionamento. **Elementi strutturali:** realizzati in fibra di legno con masselli di abete e/o compensato in vari spessori, parti di tamponamento e fianchi in agglomerato di legno da 18 mm. **Imbottiture:** in poliuretano espanso indeformabile D30 e/o ovatta di poliestere 100% da 450gr rivestite in vellutino 100% poliestere. **Cuscino seduta:** in poliuretano espanso D25 rigido rivestito con falda resinata da 200 gr. **Schienale:** in poliuretano espanso D18 morbido e/o stratificato con falda termolegata da 450 gr e rivestito in vellutino 100% poliestere. **Piede:** legno H 5cm in legno col.noce.

Easysofa Daily opening system: Tubular steel structure painted with epoxy powders tested for over 2,000 opening cycles by rotating the backrest. The sofa turns into a bed without removing the upholstery elements. **Dynamic mattress:** 17 cm high mattress made with high quality non-deformable polyurethane foams. Breathable, hypoallergenic, anti-mite, antibacterial properties. Main polyurethane foam slab density D 25 kg/m³. Lining suitable for all seasons. **Seating:** equipped with electro-welded mesh and stretched elastic belts. **Structural elements:** made of wood fiber with solid fir and/or plywood in various thicknesses, infill parts and sides in 18 mm chipboard. **Padding:** D30 polyurethane foam and/or 450 gr polyester wadding covered with 100% polyester fiber velveteen. **Seat cushion:** D25 polyurethane foam covered with 200 gr polyester wadding layer. **Back cushion:** D18 polyurethane foam covered with 450 gr polyester wadding layer and 100% polyester fiber velveteen shell. **Foot:** walnut H 5cm.

TECHNICAL SPECIFICATIONS

Meccanismo
Daily

Materasso
H 17 cm

Rivestimento
Sfoderabile

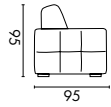
Kit
Easy Up

OPTIONAL



PARTENOPE

DIVANO LETTO



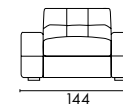
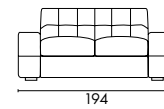
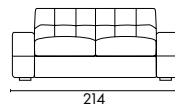
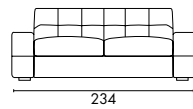
3 POSTI BIG
3 Big Seater

3 POSTI
3 Seater

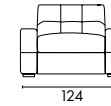
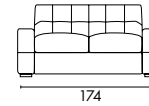
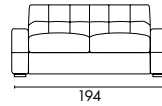
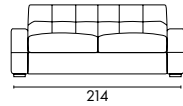
2 POSTI
2 Seater

POLTRONA
Armchair

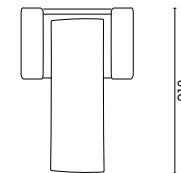
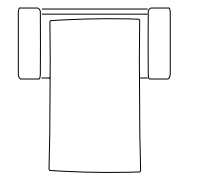
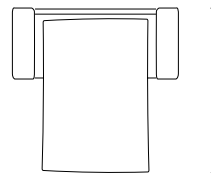
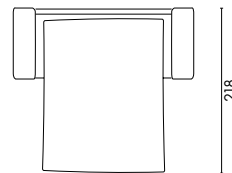
Bracciolo L
Large Armrest



Bracciolo M
Medium Armrest



Piano Letto
Bed Size



Materasso/Mattress
cm **L160 x P198 x H17**
cm *W160 x L198 x H17*

Matrimoniale
Double Bed

Materasso/Mattress
cm **L140 x P198 x H17**
cm *W140 x L198 x H17*

Francese
French Bed

Materasso/Mattress
cm **L120 x P198 x H17**
cm *W120 x L198 x H17*

1 Piazza e 1/2
Small Double Bed

Materasso/Mattress
cm **L70 x P198 x H17**
cm *W70 x L198 x H17*

Singolo
Single Bed

SCHEDA TECNICA



● NIGHT & DAY



PEOPLE
SOFA BED



PEOPLE SOFABED

NIGHT & DAY SOFABEDS



DIVANO LETTO PEOPLE

DIVANI LETTO

● NIGHT & DAY



PEOPLE SOFABED

● NIGHT & DAY SOFABEDS



DIVANO LETTO PEOPLE

DIVANI LETTO

● NIGHT & DAY



PEOPLE SOFABED

● NIGHT & DAY SOFABEDS



DIVANO LETTO PEOPLE

DIVANI LETTO

● NIGHT & DAY



PEOPLE SOFABED

● NIGHT & DAY SOFABEDS



DIVANO LETTO PEOPLE

DIVANI LETTO

● NIGHT & DAY

Divano Letto People 3P

Dimensioni: L 198cm x P 95cm x H 96cm

Materasso: Dynamic L 140cm x P 198cm x H 17cm

Rivestimento: Nerano 1070 Perla - Cat.Basic


PEOPLE

SOFA BED

Meccanismo Easysofa Daily: Meccanismo in tubolare d'acciaio verniciato con polveri epossidiche testato per oltre 2.000 cicli di apertura mediante rotazione dello schienale. Il passaggio della posizione divano alla posizione letto avviene senza rimozione degli elementi di tappezzeria. **Materasso Dynamic:** Materasso H 14/17 cm prodotto con schiume poliuretatiche indeformabili e di alta qualità. Proprietà traspiranti, anallergiche, antiacaro, antibatteriche. Lastra portante D 25 kg/m³. Rivestimento adatto per tutte le stagioni. **Piano seduta:** dotato di cinghie elastiche in pretensionamento. **Elementi strutturali:** realizzati in fibra di legno con masselli di abete e/o compensato in vari spessori, parti di tamponamento e fianchi in agglomerato di legno da 18 mm. **Imbottiture:** in poliuretano espanso indeformabile D30 e/o ovatta di poliestere 100% da 200gr rivestite in vellutino 100% poliestere. **Cuscino seduta:** in poliuretano espanso D25 rigido rivestito con falda resinata da 200 gr. **Schienale:** in poliuretano espanso D18 morbido e/o stratificato con falda termolegata da 450 gr e rivestito in vellutino 100% poliestere. **Piede:** cilindrico H 8cm (ABS col.nero/cromo - Legno col.naturale/noce).

Easysofa Daily opening system: Tubular steel structure painted with epoxy powders tested for over 2,000 opening cycles by rotating the backrest. The sofa turns into a bed without removing the upholstery elements. **Dynamic mattress:** 14/17 cm high mattress made with high quality non-deformable polyurethane foams. Breathable, hypoallergenic, anti-mite, antibacterial properties. Main polyurethane foam slab density D 25 kg/m³. Lining suitable for all seasons. **Seating:** equipped with electro-welded mesh and stretched elastic belts. **Structural elements:** made of wood fiber with solid fir and/or plywood in various thicknesses, infill parts and sides in 18 mm chipboard. **Padding:** D30 polyurethane foam and/or 200 gr polyester wadding covered with 100% polyester fiber velveteen. **Seat cushion:** D25 polyurethane foam covered with 200 gr polyester wadding layer. **Back cushion:** D18 polyurethane foam covered with 450 gr polyester wadding layer and 100% polyester fiber velveteen shell. **Foot:** cylindrical H 8cm (ABS col.black/polished - Wood col.natural/walnut).

TECHNICAL SPECIFICATIONS



PEOPLE

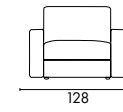
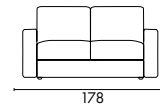
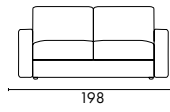
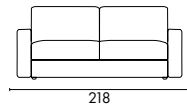
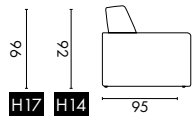
DIVANO LETTO

3 POSTI BIG
3 Big Seater

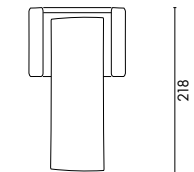
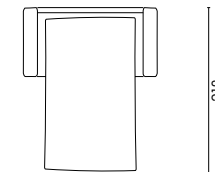
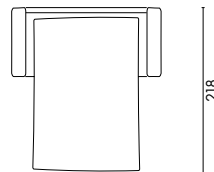
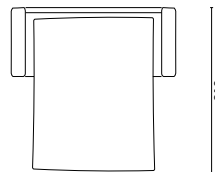
3 POSTI
3 Seater

2 POSTI
2 Seater

POLTRONA
Armchair



Piano Letto
Bed Size



Materasso/Mattress
cm **L160 x P198 x H14/17**
cm W160 x L198 x H14

Materasso/Mattress
cm **L140 x P198 x H14/17**
cm W140 x L198 x H14

Materasso/Mattress
cm **L120 x P198 x H14/17**
cm W120 x L198 x H14

Materasso/Mattress
cm **L70 x P198 x H14/17**
cm W70 x L198 x H14

SCHEDA TECNICA



● NIGHT & DAY

COROGLIO

SOFA BED



Materasso
H 17 cm

Materasso
H 20 cm



COROGLIO SOFABED

NIGHT & DAY SOFABEDS



DIVANO LETTO COROGLIO



DIVANI LETTO

● NIGHT & DAY

COROGLIO SOFABED

● NIGHT & DAY SOFABEDS



DIVANO LETTO COROGLIO

DIVANI LETTO

● NIGHT & DAY



COROGLIO SOFABED

● SOFABEDS

● NIGHT & DAY

Bracciolo
Medium



Bracciolo Medium (M) - Larghezza 13 cm

DIVANO LETTO COROGLIO

DIVANI LETTO

● NIGHT & DAY

Bracciolo
Large



Bracciolo Large (L) - Larghezza 23 cm

COROGLIO SOFABED

NIGHT & DAY SOFABEDS



DIVANO LETTO COROGLIO

DIVANI LETTO

● NIGHT & DAY



COROGLIO SOFABED

● NIGHT & DAY SOFABEDS



DIVANO LETTO COROGLIO

DIVANILETTO

● NIGHT & DAY

Divano Letto Coroglio 3P

Bracciolo: Large

Dimensioni: L 210cm x P 95cm x H 98cm

Materasso: Dynamic L 140cm x P 198cm x H 17cm

Rivestimento: Isca 0810 Pino - Cat.Super

COROGGIO

SOFA BED

Meccanismo Easysofa Daily: Meccanismo in tubolare d'acciaio verniciato con polveri epossidiche testato per oltre 2.000 cicli di apertura mediante rotazione dello schienale. Il passaggio della posizione divano alla posizione letto avviene senza rimozione degli elementi di tappezzeria. **Materasso Dynamic:** Materasso H 17/20 cm prodotto con schiume poliuretaniche indeformabili e di alta qualità. Proprietà traspiranti, anallergiche, antiacaro, antibatteriche. Lastra portante D 25 kg/m³. Rivestimento adatto per tutte le stagioni. **Piano seduta:** dotato di rete elettro-saldata e cinghie elastiche in pre-tensionamento. **Elementi strutturali:** realizzati in fibra di legno con masselli di abete e/o compensato in vari spessori, parti di tamponamento e fianchi in agglomerato di legno da 18 mm. **Imbottiture:** in poliuretano espanso indeformabile D30 e/o ovatta di poliestere 100% da 200gr rivestite in vellutino 100% poliestere. **Cuscino seduta:** in poliuretano espanso D25 rigido rivestito con falda resinata da 200 gr. **Schienale:** in poliuretano espanso D18 morbido e/o stratificato con falda termolegata da 200 gr e rivestito in vellutino 100% poliestere. **Piede:** cilindrico H 8cm (ABS col.nero/cromo - Legno col.naturale/noce).

Easysofa Daily opening system: Tubular steel structure painted with epoxy powders tested for over 2,000 opening cycles by rotating the backrest. The sofa turns into a bed without removing the upholstery elements. **Dynamic mattress:** 17/20 cm high mattress made with high quality non-deformable polyurethane foams. Breathable, hypoallergenic, anti-mite, antibacterial properties. Main polyurethane foam slab density D 25 kg/m³. Lining suitable for all seasons. **Seating:** equipped with electro-welded mesh and stretched elastic belts. **Structural elements:** made of wood fiber with solid fir and/or plywood in various thicknesses, infill parts and sides in 18 mm chipboard. **Padding:** D30 polyurethane foam and/or 200 gr polyester wadding covered with 100% polyester fiber velveteen. **Seat cushion:** D25 polyurethane foam covered with 200 gr polyester wadding layer. **Back cushion:** D18 polyurethane foam covered with 200 gr polyester wadding layer and 100% polyester fiber velveteen shell. **Foot:** cylindrical H 8cm (ABS col.black/polished - Wood col.natural/walnut).

TECHNICAL SPECIFICATIONS

Meccanismo
Daily

Materasso
H 17 cm

Rivestimento
Sfoderabile

Schienale
Porta
Guanciali

Kit
Easy Up

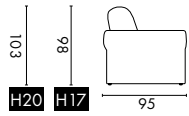
Materasso
H 20 cm

OPTIONAL



COROGLIO

DIVANO LETTO



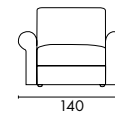
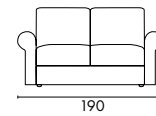
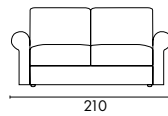
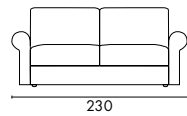
3 POSTI BIG
3 Big Seater

3 POSTI
3 Seater

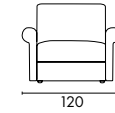
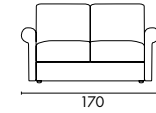
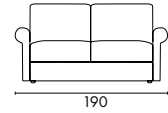
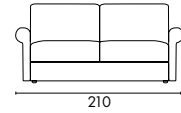
2 POSTI
2 Seater

POLTRONA
Armchair

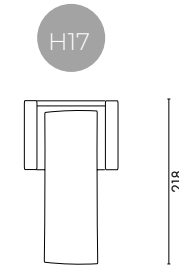
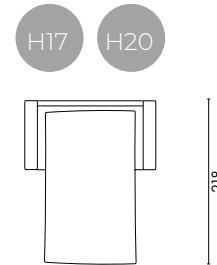
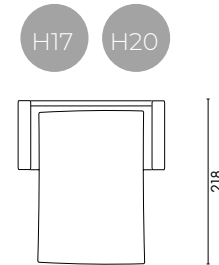
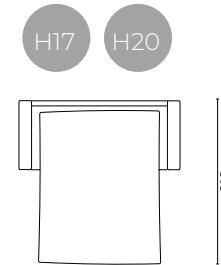
Bracciolo L
Large Armrest



Bracciolo M
Medium Armrest



Piano Letto
Bed Size



Materasso/Mattress
cm **L160 x P198 x H17/H20**
cm W160 x L198 x H17/H20

Materasso/Mattress
cm **L140 x P198 x H17/H20**
cm W140 x L198 x H17/H20

Materasso/Mattress
cm **L120 x P198 x H17/H20**
cm W120 x L198 x H17/H20

Materasso/Mattress
cm **L70 x P198 x H17**
cm W70 x L198 x H17

Matrimoniale
Double Bed

Francese
French Bed

1 Piazza e 1/2
Small Double Bed

Singolo
Single Bed

SCHEDA TECNICA



CARACCILO

SOFA BED



Materasso
H 17 cm

Materasso
H 20 cm



CARACCIOLO SOFABED

NIGHT & DAY SOFABEDS



DIVANO LETTO CARACCIOLO



DIVANI LETTO

NIGHT & DAY

CARACCIOLO SOFABED

● NIGHT & DAY SOFABEDS



DIVANO LETTO CARACCIOLO

DIVANI LETTO

● NIGHT & DAY



CARACCIOLO SOFABED

● NIGHT & DAY SOFABEDS



DIVANO LETTO CARACCIOLO

DIVANI LETTO

● NIGHT & DAY



CARACCIOLO SOFABED

● NIGHT & DAY SOFABEDS

Bracciolo
Extra
Small



Bracciolo Extra Small (XS) - Larghezza 5 cm

Bracciolo
Medium



Bracciolo Medium (M) - Larghezza 13 cm

DIVANO LETTO CARACCIOLO

Bracciolo
Small



Bracciolo Small (S) - Larghezza 8 cm

Bracciolo
Large



Bracciolo Large (L) - Larghezza 23 cm

CARACCIOLO SOFABED

● NIGHT & DAY SOFABEDS



DIVANO LETTO CARACCIOLO



DIVANI LETTO
● NIGHT & DAY

Divano Letto Caracciolo 3P

Bracciolo: Large

Dimensioni: L 210cm x P 95cm x H 98cm

Materasso: Dynamic L 140cm x P 198cm x H 17cm

Rivestimento: Campanella 1000 Prussia - Cat.Super

CARACCIOLO

SOFA BED

Meccanismo Easysofa Daily: Meccanismo in tubolare d'acciaio verniciato con polveri epossidiche testato per oltre 2.000 cicli di apertura mediante rotazione dello schienale. Il passaggio della posizione divano alla posizione letto avviene senza rimozione degli elementi di tappezzeria. **Materasso Dynamic:** Materasso H 17/20 cm prodotto con schiume poliuretatiche indeformabili e di alta qualità. Proprietà traspiranti, anallergiche, antiacaro, antibatteriche. Lastra portante D 25 kg/m³. Rivestimento adatto per tutte le stagioni. **Piano seduta:** dotato di rete elettro-saldata e cinghie elastiche in pre-tensionamento. **Elementi strutturali:** realizzati in fibra di legno con masselli di abete e/o compensato in vari spessori, parti di tamponamento e fianchi in agglomerato di legno da 18 mm. **Imbottiture:** in poliuretano espanso indeformabile D30 e/o ovatta di poliestere 100% da 200gr rivestite in vellutino 100% poliestere. **Cuscino seduta:** in poliuretano espanso D25 rigido rivestito con falda resinata da 200 gr. **Schienale:** in poliuretano espanso D18 morbido e/o stratificato con falda termolegata da 200 gr e rivestito in vellutino 100% poliestere. **Piede:** cilindrico H 8cm (ABS col.nero/cromo - Legno col.naturale/noce).

Easysofa Daily opening system: Tubular steel structure painted with epoxy powders tested for over 2,000 opening cycles by rotating the backrest. The sofa turns into a bed without removing the upholstery elements. **Dynamic mattress:** 17/20 cm high mattress made with high quality non-deformable polyurethane foams. Breathable, hypoallergenic, anti-mite, antibacterial properties. Main polyurethane foam slab density D 25 kg/m³. Lining suitable for all seasons. **Seating:** equipped with electro-welded mesh and stretched elastic belts. **Structural elements:** made of wood fiber with solid fir and/or plywood in various thicknesses, infill parts and sides in 18 mm chipboard. **Padding:** D30 polyurethane foam and/or 200 gr polyester wadding covered with 100% polyester fiber velveteen. **Seat cushion:** D25 polyurethane foam covered with 200 gr polyester wadding layer. **Back cushion:** D18 polyurethane foam covered with 200 gr polyester wadding layer and 100% polyester fiber velveteen shell. **Foot:** cylindrical H 8cm (ABS col.black/polished - Wood col.natural/walnut).

TECHNICAL SPECIFICATIONS

Meccanismo
Daily

Materasso
H 17 cm

Rivestimento
Sfoderabile

Schienale
Porta
Guanciali

Kit
Easy Up

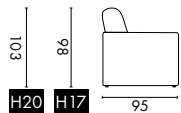
Materasso
H 20 cm

OPTIONAL



CARACCILO

DIVANO LETTO



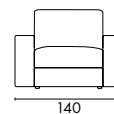
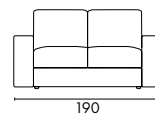
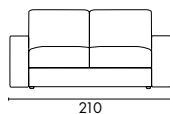
3 POSTI BIG
3 Big Seater

3 POSTI
3 Seater

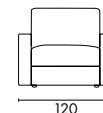
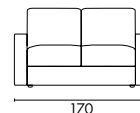
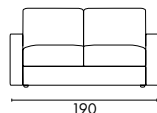
2 POSTI
2 Seater

POLTRONA
Armchair

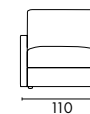
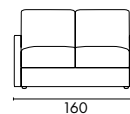
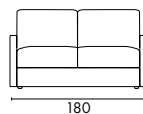
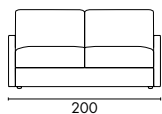
Bracciolo L
Large Armrest



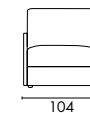
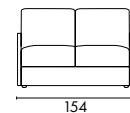
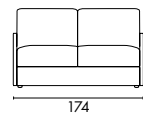
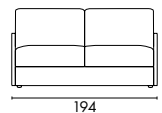
Bracciolo M
Medium Armrest



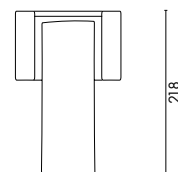
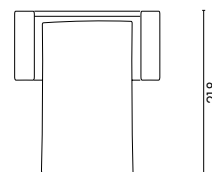
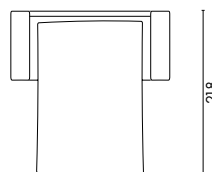
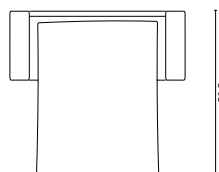
Bracciolo S
Small Armrest



Bracciolo XS
Extra Small Armrest



Piano Letto
Bed Size




Materasso/Mattress
cm **L160 x P198 x H17/H20**
cm W160 x L198 x H17/H20
Matrimoniale
Double Bed

Materasso/Mattress
cm **L140 x P198 x H17/H20**
cm W140 x L198 x H17/H20
Francese
French Bed

Materasso/Mattress
cm **L120 x P198 x H17/H20**
cm W120 x L198 x H17/H20
1 Piazza e 1/2
Small Double Bed

Materasso/Mattress
cm **L70 x P198 x H17**
cm W70 x L198 x H17
Singolo
Single Bed



SCHEDA TECNICA

● NIGHT

MARECHIARO

SOFA BED

Materasso
H 12 cm





MARECHIARO SOFABED

SO FABEDS

NIGHT



DIVANO LETTO MARECHIARO

DIVANI LETTO

● NIGHT



MARECHIARO SOFABED

SOFABEDS

NIGHT



DIVANO LETTO MARECHIARO



DIVANI LETTO

● NIGHT

MARECHIARO SOFABED

SOFABEDS

● NIGHT



DIVANO LETTO MARECHIARO

DIVANI LETTO

● NIGHT

Divano Letto Marechiaro 3P

Bracciolo: Medium

Dimensioni: L 188cm x P 98cm x H 88cm

Materasso: Dynamic L 140cm x P 190cm x H 12cm

Rivestimento: Sirenuse 0820 Guatemala

MARECHIARO SOFABED

SOFABEDS

● NIGHT



DIVANO LETTO MARECHIARO

DIVANI LETTO

NIGHT



MARECHIARO SOFABED

SOFABEDS

Bracciolo
Extra
Small



Bracciolo Extra Small (XS) - Larghezza 5 cm

NIGHT

Bracciolo
Medium



Bracciolo Medium (M) - Larghezza 13 cm

DIVANO LETTO MARECHIARO

Bracciolo
Small



Bracciolo Small (S) - Larghezza 8 cm

Bracciolo
Large



Bracciolo Large (L) - Larghezza 23 cm

DIVANI LETTO

● NIGHT

MARECHIARO

SOFA BED

Meccanismo Easysofa: Meccanismo in tubolare d'acciaio verniciato con polveri epossidiche testato per oltre 2.000 cicli di apertura mediante rotazione dello schienale. Il passaggio della posizione divano alla posizione letto avviene senza rimozione degli elementi di tappezzeria. **Materasso Dynamic:** Materasso H 12 cm prodotto con schiume poliuretaniche indeformabili e di alta qualità. Proprietà traspiranti, anallergiche, antiacaro, antibatteriche. Lastra portante D 25 kg/m³. Rivestimento adatto per tutte le stagioni. **Piano seduta:** dotato di rete elettro-saldata. **Elementi strutturali:** realizzati in fibra di legno con masselli di abete e/o compensato in vari spessori, parti di tamponamento e fianchi in agglomerato di legno da 18 mm. **Imbottiture:** in poliuretano espanso indeformabile D30 e/o ovatta di poliestere 100% da 200gr rivestite in vellutino 100% poliestere. **Cuscino seduta:** in poliuretano espanso D25 rigido rivestito con falda resinata da 200 gr. **Schienale:** in poliuretano espanso D18 morbido e rivestito in vellutino 100% poliestere. **Piede:** cilindrico H 8cm (ABS col.nero/cromo - Legno col.naturale/noce).

Easysofa opening system: Tubular steel structure painted with epoxy powders tested for over 2,000 opening cycles by rotating the backrest. The sofa turns into a bed without removing the upholstery elements. **Dynamic mattress:** 12 cm high mattress made with high quality non-deformable polyurethane foams. Breathable, hypoallergenic, anti-mite, antibacterial properties. Main polyurethane foam slab density D 25 kg/m³. Lining suitable for all seasons. **Seating:** equipped with electro-welded mesh and stretched elastic belts. **Structural elements:** made of wood fiber with solid fir and/or plywood in various thicknesses, infill parts and sides in 18 mm chipboard. **Padding:** D30 polyurethane foam and/or 200 gr polyester wadding covered with 100% polyester fiber velveteen. **Seat cushion:** D25 polyurethane foam covered with 200 gr polyester wadding layer. **Back cushion:** D18 polyurethane foam covered with 100% polyester fiber velveteen. **Foot:** cylindrical H 8cm (ABS col.black/polished - Wood col.natural/walnut).

TECHNICAL SPECIFICATIONS

Meccanismo
Easysofa

Materasso
H 12 cm

Rivestimento
Sfoderabile

Schienale
Porta
Guanciali

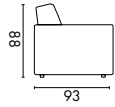
Kit
Easy Up

OPTIONAL



MARECHIARO

DIVANO LETTO



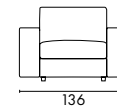
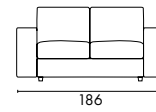
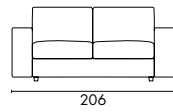
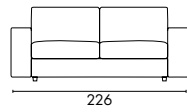
3 POSTI BIG
3 Big Seater

3 POSTI
3 Seater

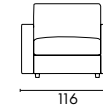
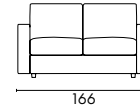
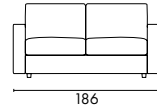
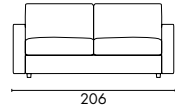
2 POSTI
2 Seater

POLTRONA
Armchair

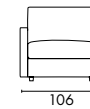
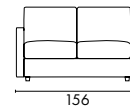
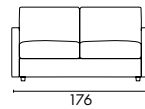
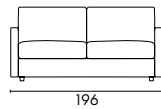
Bracciolo L
Large Armrest



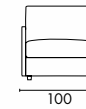
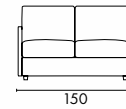
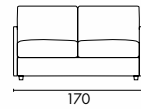
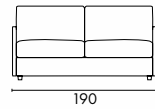
Bracciolo M
Medium Armrest



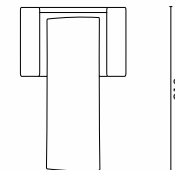
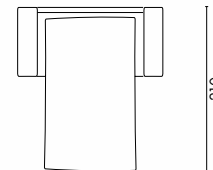
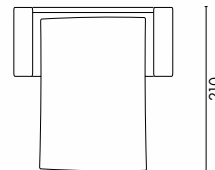
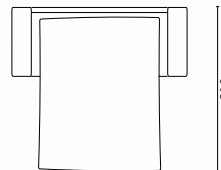
Bracciolo S
Small Armrest



Bracciolo XS
Extra Small Armrest



Piano Letto
Bed Size



Materasso/Mattress
cm **L160 x P190 x H12**
cm W160 x L190 x H12

Matrimoniale
Double Bed

Materasso/Mattress
cm **L140 x P190 x H12**
cm W140 x L190 x H12

Francese
French Bed

Materasso/Mattress
cm **L120 x P190 x H12**
cm W120 x L190 x H12

1 Piazza e 1/2
Small Double Bed

Materasso/Mattress
cm **L70 x P190 x H12**
cm W70 x L190 x H12

Singolo
Single Bed

SCHEDA TECNICA



● NIGHT

MARECHIARO CLASSIC

SOFA BED



Materasso
H 12 cm



MARECHIARO CLASSIC SOFABED

SO FABEDS

NIGHT



DIVANO LETTO MARECHIARO CLASSIC

DIVANI LETTO

NIGHT



MARECHIARO CLASSIC SOFABED

SOFABEDS

● NIGHT



DIVANO LETTO MARECHIARO CLASSIC

DIVANI LETTO

● NIGHT



MARECHIARO CLASSIC SOFABED

SOFABEDS

● NIGHT



DIVANO LETTO MARECHIARO CLASSIC



DIVANI LETTO

● NIGHT

MARECHIARO CLASSIC SOFABED

SOFABEDS

● NIGHT

Bracciolo
Medium



Bracciolo Medium (M) - Larghezza 13 cm

DIVANO LETTO MARECHIARO CLASSIC

DIVANI LETTO

● NIGHT

Bracciolo
Large



Bracciolo Large (L) - Larghezza 23 cm

MARECHIARO CLASSIC SOFABED

SOFABEDS

NIGHT



DIVANO LETTO MARECHIARO CLASSIC



DIVANI LETTO
NIGHT

MARECHIARO CLASSIC SOFABED

SOFA BEDS

● NIGHT



DIVANO LETTO MARECHIARO CLASSIC

DIVANI LETTO
● NIGHT

Divano Letto Marechiaro Classic 3P

Bracciolo: Medium

Dimensioni: L 188cm x P 98cm x H 88cm

Materasso: Dynamic L 140cm x P 190cm x H 12cm

Rivestimento: Vietri 1020 Platino

MARECHIARO CLASSIC

SOFA BED

Meccanismo Easysofa: Meccanismo in tubolare d'acciaio verniciato con polveri epossidiche testato per oltre 2.000 cicli di apertura mediante rotazione dello schienale. Il passaggio della posizione divano alla posizione letto avviene senza rimozione degli elementi di tappezzeria. **Materasso Dynamic:** Materasso H 12 cm prodotto con schiume poliuretaniche indeformabili e di alta qualità. Proprietà traspiranti, anallergiche, antiacaro, antibatteriche. Lastra portante D 25 kg/m³. Rivestimento adatto per tutte le stagioni. **Piano seduta:** dotato di rete elettro-saldata. **Elementi strutturali:** realizzati in fibra di legno con masselli di abete e/o compensato in vari spessori, parti di tamponamento e fianchi in agglomerato di legno da 18 mm. **Imbottiture:** in poliuretano espanso indeformabile D30 e/o ovatta di poliestere 100% da 200gr rivestite in vellutino 100% poliestere. **Cuscino seduta:** in poliuretano espanso D25 rigido rivestito con falda resinata da 200 gr. **Schienale:** in poliuretano espanso D18 morbido e rivestito in vellutino 100% poliestere. **Piede:** cilindrico H 8cm (ABS col.nero/cromo - Legno col.naturale/noce).

Easysofa opening system: Tubular steel structure painted with epoxy powders tested for over 2,000 opening cycles by rotating the backrest. The sofa turns into a bed without removing the upholstery elements. **Dynamic mattress:** 12 cm high mattress made with high quality non-deformable polyurethane foams. Breathable, hypoallergenic, anti-mite, antibacterial properties. Main polyurethane foam slab density D 25 kg/m³. Lining suitable for all seasons. **Seating:** equipped with electro-welded mesh and stretched elastic belts. **Structural elements:** made of wood fiber with solid fir and/or plywood in various thicknesses, infill parts and sides in 18 mm chipboard. **Padding:** D30 polyurethane foam and/or 200 gr polyester wadding covered with 100% polyester fiber velveteen. **Seat cushion:** D25 polyurethane foam covered with 200 gr polyester wadding layer. **Back cushion:** D18 polyurethane foam covered with 100% polyester fiber velveteen. **Foot:** cylindrical H 8cm (ABS col.black/polished - Wood col.natural/walnut).

TECHNICAL SPECIFICATIONS

Meccanismo
Easysofa

Materasso
H 12 cm

Rivestimento
Sfoderabile

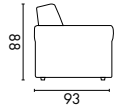
Schienale
Porta
Guanciali

OPTIONAL
Kit
Easy Up



MARECHIARO CLASSIC

DIVANO LETTO



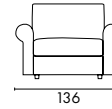
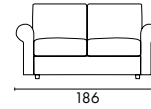
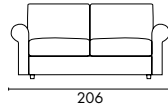
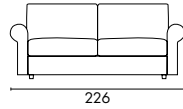
3 POSTI BIG
3 Big Seater

3 POSTI
3 Seater

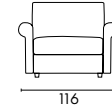
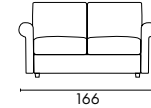
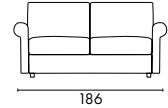
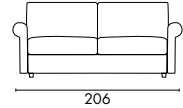
2 POSTI
2 Seater

POLTRONA
Armchair

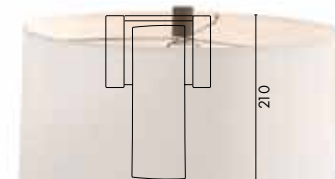
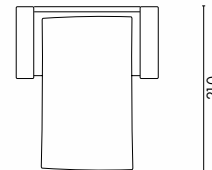
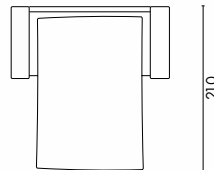
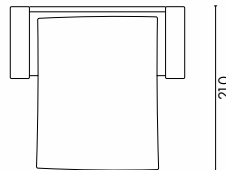
Bracciolo L
Large Armrest



Bracciolo M
Medium Armrest



Piano Letto
Bed Size



Materasso/Mattress
cm **L160 x P190 x H12**
cm W160 x L190 x H12

Matrimoniale
Double Bed

Materasso/Mattress
cm **L140 x P190 x H12**
cm W140 x L190 x H12

Francese
French Bed

Materasso/Mattress
cm **L120 x P190 x H12**
cm W120 x L190 x H12

1 Piazza e 1/2
Small Double Bed

Materasso/Mattress
cm **L70 x P190 x H12**
cm W70 x L190 x H12

Singolo
Single Bed



SCHEDA TECNICA

● NIGHT



Materasso
H 14 cm

SOUL 2.0

SOFA BED





Divano Letto Soul 2.0

Versione: Singolo

Dimensioni: L 200cm x P 90cm x H 86cm

Rivestimento: Raito 1000 Prussia

Trapuntina: Sorrento 1000 Prussia

DIVANO LETTO SOUL 2.0

DIVANI LETTO

● NIGHT



SOUL 2.0 SOFABED

SOFABEDS

NIGHT



DIVANO LETTO SOUL 2.0

DIVANI LETTO

● NIGHT



SOUL 2.0

SOFA BED

Struttura portante: Supporti preforati in ferro e pannelli in fibra solida di legno da 18 mm imbottiti e rivestiti con vellutino termo-accoppiato ancorati al piano letto. **Piano letto:** Classic - a doghe di legno. **Materasso Vitality:** Materasso H 14 cm a molle Bonnel con struttura boxata perimetrale in poliuretano ad alta portanza. Proprietà traspiranti, anallergiche, antiacaro, antibatteriche. Rivestimento adatto per tutte le stagioni. **Cuscini schienale:** in poliuretano espanso D18 morbido rivestito con doppia falda termolegata da 200 gr. **Piede:** H 2cm in ABS col.nero. **Non inclusi:** Accessori per vano sotto letto, cuscini d'arredo ed optional per letto superiore.

Structure: Iron supports and 18 mm high solid wood fiber panels padded and covered with 100% polyester fiber velveteen then anchored to the bed surface. **Seating:** Classic - with wooden slats. **Vitality mattress:** 14 cm high mattress Bonnel springs with perimeter boxed structure in polyurethane foam. Breathable, hypoallergenic, anti-mite, antibacterial properties. Lining suitable for all seasons. **Back cushion:** D18 polyurethane foam covered with 200 gr polyester wadding double layer. **Foot:** cylindrical H 2cm black PVC.

TECHNICAL SPECIFICATIONS

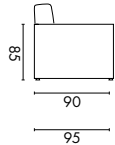
Materasso
H 14 cm

Rivestimento
Sfoderabile

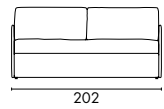


SOUL 2.0

DIVANO LETTO

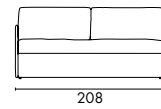


DIVANETTO
Sofa



Materasso/Mattress
cm **L80 x P190 x H14**
cm W80 x L190 x H14
Singolo
Single Bed


DIVANETTO BIG
Big Sofa



Materasso/Mattress
cm **L90 x P200 x H14**
cm W90 x L200 x H14
Singolo King
Single Big Bed


Piano Letto
Bed Size

ACCESSORI PER VANO SOTTO LETTO



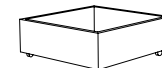
Secondo Letto Automatico
Automatic Lift Second Bed

Dotato di meccanismo automatico di sollevamento, piano letto con rete a maglie elettro-saldate e materasso Energy a molle elicoidali L 185cm x P 75cm x H 14cm.



Secondo Letto Manuale
Manual Lift Second Bed

Dotato di meccanismo manuale di sollevamento, piano letto con rete a doghe e materasso Energy a molle elicoidali L 185cm x P 80cm x H 18cm.



Cassettoni
Drawers

Coppia cassettoni L 90cm x P 70cm x H 14cm, rivestiti in vellutino termo-accoppiato estraibili su ruote.



MECCANISMO

EASYSOFA

DAILY

CARACCIOLO

Materasso
H20

POSILLIPO - CORGLIO - PEOPLE
MERGELLINA - PARTENOPE

Materasso
H17

PEOPLE

Materasso
H14

CALABRITTO

Materasso
H12



Meccanismo per divani letto con movimento d'apertura frontale mediante rotazione dello schienale in un unico movimento. Il passaggio della posizione divano alla posizione letto avviene senza muovere o rimuovere nessuno degli elementi di tappezzeria. Piano seduta, per tutte le versioni, dotato di cinghie elastiche in pretensionamento. Meccanismo realizzato in tubi di acciaio ad alta resistenza formati a freddo e verniciato a polvere in forno ad alta temperatura. Schienale contenitore ove previsto.

DI SERIE



MATERASSO DYNAMIC

Materasso in schiuma di POLIURETANO ESPANSO H 12 cm, H 14 cm, H 17 cm o H 20 cm. Estremamente pratico e versatile per tutte le condizioni di utilizzo garantisce un'assoluta sicurezza d'igiene e traspirabilità. Altamente ergonomico.

OPTIONAL



MATERASSO ATTRACTIVE

Materasso in schiuma di POLIURETANO ESPANSO + MEMORY FOAM H 14 cm, H 17 cm o H 20 cm. Asseconda le linee del corpo, rimuovendo le zone di alta pressione. Ideale per il riposo dei nostri ragazzi e dei nostri bambini.

OPTIONAL



EASY UP - KIT RUOTE

Meccanismo aggiuntivo per il sollevamento e lo spostamento del divano su ruote.

MECCANISMO

EASYSOFA

Materasso
H12

MARECHIARO - MARECHIARO CLASSIC



Meccanismo per divani letto con movimento d'apertura frontale mediante rotazione dello schienale in un unico movimento. Il passaggio della posizione divano alla posizione letto avviene senza muovere o rimuovere nessuno degli elementi di tappezzeria. Meccanismo realizzato in tubi di acciaio ad alta resistenza formati a freddo e verniciato a polvere in forno ad alta temperatura. Schienale porta guanciali.

DI SERIE



MATERASSO DYNAMIC

Materasso in schiuma di POLIURETANO ESPANSO H 12 cm. Estremamente pratico e versatile per tutte le condizioni di utilizzo garantisce un'assoluta sicurezza d'igiene e traspirabilità. Altamente ergonomico.

Finito di stampare Ott. 2023